

THE NEEDLEWORK AND TEXTILE GUILD OF MICHIGAN



VOLUME 11, ISSUE 1

SEPTEMBER 2021

MISSION STATEMENT

The purpose of the Guild shall be to foster the art of needlework and textile arts, encourage high standards of design and technique, and bring together members who will learn, share, teach, and participate, to the fullest extent, in this endeavor. This shall be considered the Mission of the Guild.

FROM THE PRESIDENT

Welcome to 2021-22. We have wonderful programming lined up for this coming year: in-person and Zoom programs and workshops, study groups, special interest groups (quilting, knitting, beading and surface design), monthly challenges, special projects, plus opportunities for show and tell and community service. Unfortunately, Covid is still with us.

The Oakland County Health Division has issued an emergency order, requiring masks, for all educational institutions in the county to help control the pandemic. Therefore, masks will be required at all NTGM activities until further notice and vaccines are highly recommended! Let's keep ourselves and our community safe.

As you might expect, there are changes to our programming. Please, read all email announcements and the newsletter to stay up to date.

Our September meeting is a great time to see your friends and reconnect with all our activities.

- Send your Show & Tell photos to Julie Blair by Tuesday, September 7th.
- Submit your summer projects to Judy Loyd for the first Monthly Challenge by Sunday, September 12th.
- There will be a signup sheet for the new (Zoom) Surface Design Group. Let Sue McCarty know if you would like to guide the group through a surface design technique on Zoom.
- Registration for winter and spring workshops begins at the October meeting.
- Save your plastic shopping bags for the plastic mat and pillow project in October. We will be cutting bags and making the 'yarn' balls in the afternoon.

The best way to be part of the guild and develop great friendships is to be actively involved. We need you and you'll have a lot of fun!

Terrie



INSIDE THIS ISSUE

Program Notes	3
NEW Study Group	4
Excursions	5
Global Quilt Connection	6
Members in the News	7
Invitation from CCC	8
Member Information	10 - 14
21-22 Fiber Challenges	15 - 16
Library News	17
Calendar	18
21-2022 Programs	19 - 36
Special Color Feature	37



LOCATION

St. Stephen's Episcopal Church

[5500 N. Adams Road](#)

Troy, MI 48098

Our direct entrance is toward the rear of the church, which is a slightly longer walk but there are no steps.

IN-PERSON MEETING TIMES

Flea Market, Library, and Social time begins about **9:30**

Business Meeting starts at **10:00**

Program immediately follows the Business Meeting

Workshop Hours on Tuesday from **12:45 to 3:45**

Workshop Hours on Wednesday from **9:30 to 3:30**

NEWSLETTER SUBMISSIONS

SHARONMCK.NTGM@GMAIL.COM

MORE INFORMATION ntgm.org

Membership News

Hello Everyone!

I am pleased to report that we have 62 paid members including and two new members - Janet Frank and Marilyn Prucka. Please welcome them!

Your membership renewal ensures that you remain on the email list for upcoming newsletters, makes you eligible to register for workshops, and more. If you have not already renewed and are unable to attend the September meeting, mail your check for \$50, payable to NTGM, to:

Nadine Cloutier

Please be sure to reconfirm your address, phone number, and email (especially important since our primary source of communication will be by email).

The new membership card has the current password for access to the "Members Only" section of the NTGM website on the back. If you want a new photo taken for the Members Only page, it can be done at the meeting.

There is still time to order an NTGM name tag. See page 13 for ordering information.

If you would like to become a mentor to new members - easy commitment in-person meetings – see the information on page 3.

~ Nadine Cloutier

[Membership Form](#)

Meeting Updates

If it is necessary to make changes in a scheduled meeting, an email message will be sent to the membership no later than 7:00am on the morning of the meeting. Updates will also be posted on the Home page of the website.

NOTES from the PROGRAM COMMITTEE

Hope everyone made it through all the heat this summer! Sometimes even picking up a needle seemed too much trouble. But it's September and after a long COVID year and a half, NTGM is back. We can't wait to see you!

Our September meeting will kick off this new year with a Get to Know NTGM event. This will give everyone, from new members to seasoned veterans, an opportunity to get acquainted and up to date with the goings-on of the guild. We will have a short welcome and introduction of board and committee members, as well as our new and newer members. Be sure to don your name tag and introduce yourself! We will be requiring masks at indoor activities indefinitely, so introductions are even more important!

There will be tables set up throughout the room spotlighting our special interest groups. The Beaders, KnitWits, and Artful Quilters will share some of their activities and meeting info. A Surface Design group is in the works for those interested in bringing that to fruition. The Library and Flea Market will be open for business - bring your \$\$ and chat with Linda Potarek and Sue Baetens to learn how these special NTGM departments work. Sharon Waligora and Judy Loyd will be available to let you know about the special project coming up for Whistlestop in December. Judy will also have information on the new study groups being formed and NTGM's participation in the upcoming Sewing Expo. You can learn more about our Facebook group and how we are beginning to use Instagram. September will be a big day with lots of fun and information! Bring some Show & Tell, something to stitch if you like, and a beverage/lunch. Remember your mask!

Zoom and in-person workshops are scheduled for this fall and, if your dues are paid, you can sign up for September – November workshops. The Talisman Pouch workshop with Julie Booth on September 20 has a few openings for members and non-members at \$50. She has optional kits

available that you will want to order quickly to have it sent in time. You don't need to wait for the meeting to sign up for this. Just contact Barbara Skimin.

Unfortunately, Margaret McGuinness will not be able to join us for her workshop in October due to health reasons.

The remainder of the workshops (January - May) will open for registration at the October meeting. Many of these are Zoom workshops with kits or patterns to be purchased, so be certain to sign up early to get your supplies ordered. The Ellen Miller workshop kits for February are especially time sensitive. Sharon Waligora is working on that and will have details for you when you sign up. **Remember** that you can always register by mail, but mail-in registrations sent before the October meeting will be held, in the order they arrive, to be processed after the October meeting.

NTGM is truly back!! We are excited about this new year and the new possibilities for this remarkable community of textile artists. Let us know how we are doing and what we can do better. We are always listening!

A Special Opportunity!

A long-time friend of Kathy Bricker and her sister, Linda, needs to sell her stash of beads, threads, and other art supplies. She is, unfortunately, in poor health and is now residing in long term care. Sale of these items will help provide her with a small amount of money to purchase some personal items that are not provided by her caregivers. The NTGM Board has invited Linda to bring them to our September meeting, and they have generously waived the usual Guild commission on sales to ensure that all proceeds go to Chris. We are all grateful that her wonderful collection will go to fellow artists to be used in her honor. Thanks!

~Amira and Kathy

NEW ~ JOIN NOW!

Four-Week Study Group

Saturday, Sept 18, 25, Oct 2, 9

EXPLORING PAINTSTIKS


We are offering a four-week study group, "Exploring Paintstiks", with facilitator Judy Loyd, as a follow-up to Laura Murray's wonderful May program and workshop. If you have taken her May workshop or have dabbled with Paintstiks, you might be interested in this series of follow-up sessions to discover ways in which these techniques can be used, stretched, combined and expanded.

The study group will meet in the Multi-purpose room at St. Stephen's Episcopal Church for 3 hours on four consecutive Saturdays and continue with "homework" in the interim weeks. This schedule will allow for plenty of time to experiment, explore and share ideas with the other participants. The first session begins Saturday, Sept 18 from 9:30 AM to 12:30 PM. Doors open at 9:00 for set-up.


The study group is open to 12 NTGM paid members. A fee of \$60 covers all four-week sessions and pays for the church rental, use of some tools and supplies, and a "teaching fee" for the facilitator. Nonimal kit fee for a refenerce binder and study materials \$10.




1st week - Rubbing



2nd week - Stenciling



**3rd week - Torn Edges
& Masking**



**4th week - Other
Techniques**

[Study Group Outline](#)

[Supply List](#)

[Registration Form](#)

Seats Available: 4

EXCURSIONS

A Road Trip Mini-Group

While our last excursion to Collected Detroit to see Najma and Mandisa's work (with an afterglow at Judy Loyd's home) was sadly rained out, we will soon start hitting the road again to seek out as many wonderful textile experiences as we can over the next months.

With the current COVID conditions and the guidelines that are still quite fluid, we are going to make a slow return to our excursion rotation. It may be that 'pop-up' opportunities present themselves and you will get an email with information to fill you in. I'm on the lookout for interesting places and artists and I hope you will pass some ideas along as well.

So what's on the horizon? Our own Arlene Lullove and her husband have graciously invited us to visit their home in October to view their Art Glass Collection. This is a large and significant collection that includes Steuben, Sinclair, Libby, and Tiffany, among others.

They are making large donations to museums around the country, so this is an opportunity to see the collection before it makes its way to new homes. We are planning on visiting Arlene on Wednesday, October 27 - time to be determined. It is requested that all attending be vaccinated.

Also coming up in November or December will be a trip to Cranbrook to see the **"Olga de Amaral: To Weave a Rock"** exhibit. This amazing exhibit has been rescheduled from its original 2000 dates and we certainly don't want to miss it. I will try to set up a Curator tour for us as well. Also, on view during that time will be Allie McGhee's exhibit "Banana Moon Horn." His work is always stunning and his manipulation of canvas in this series is wonderful to see. There will be a charge for admission to the museum (unless you are a member) and a nominal fee for the curator tour.

~ Kathy

Fasten your seat belts. We're going on a road trip!



All Star Virtual Sampler Platter

Saturday October 2, 2021 - 3:00-6:00 pm (eastern)

Sunday October 3, 2021 - 3:00-6:00 pm (eastern)



Come enjoy a fantastic zoom classroom experience! Learn lots of quilting techniques from some of the best teachers around! Come when you can, stay as long as you'd like!

Experience some of the best teachers the virtual world has to offer in this live zoom event offered by the Global Quilt Connection. An All-Star cast of 18 quilt teachers will demonstrate some of their favorite quilting techniques, showcasing a wide variety of styles and techniques. You'll see everything from traditional to modern and art quilting techniques. You'll also receive a PDF that includes written instructions to go along with each teacher's demonstration.

Come when you can, stay as long as you'd like, grab a cuppa and join the fun. If you haven't yet had the opportunity to experience a live zoom class, this is your perfect risk-free opportunity to check it out. Each teacher will demonstrate her Zoomin'-awesome teaching style so you can get a good feel of how wonderful virtual classes can be.

Saturday October 2, 2021 - 3:00-6:00 pm (eastern)

(This list does not denote order of presentation)

April Sproule: Japanese Boro Hand Stitched Patches, Stitching Without a Hoop

Brandy Maslowski: Fibre Art Frenzy (Wine Bottle Bag)

Candy Grisham: Perfect Mitered Corners on Borders - Everytime

Carole Lyles Shaw: Pressing Secrets for Improv Blocks

Daisy Aschehoug: Simple Basting Tricks for Sewing Quarter Circle Squares

Jane Hauprich: Free Motion Frolic!!

Jane Haworth: Animal Addiction Fabric Collage

Jenny Kae Parks: How Quilters Can Use the Color Wheel

Julia McLeod: Ties to Quilting - Using neckties in your quilts



Sunday October 3, 2021 - 3:00-6:00 pm (eastern)

(This list does not denote order of presentation)

Kena Tangi Dorsey: Getting Started with Portrait & Raw Edge Appliqué with Kena

Lisa Walton: Further Fusion Adventures

MJ Kinman: Dancing With Diamonds: An Introduction to Piecing With Freezer Paper

Rhonda Denney: You're using WHAT to color on Fabric!?!

Sandra Chandler: Field of Denim

Susie Monday: Design Fabrics with Pattern Apps

Tina Craig: Improv English Paper Pieced Mug Mat

Tori McElwain: Quilting Motifs: Design with Confidence

Valerie Goodwin: Techniques for adding key map ingredients to a fiber art map

NEW - Although this is a LIVE event, you'll be able to watch the events for 24 hours after they end!


Members in the News

Textiles & Tea

Each week, the Handweavers Guild of America (HGA) hosts a conversation with some of the most respected fiber artists in the field today, featuring a 45-minute discussion focusing on their artwork and creative journey with 15 minutes at the end of the conversation for questions from the audience. Textiles & Tea is broadcast, via Zoom, every Tuesday at 4:00pm EST. Conversations are open to all and FREE to view. For more information about Textiles & Tea, as well as HGA, visit <https://weavespindye.org/>.

Boisali Biswas will be the featured artist on September 28, and **Dawn Edwards** will be the featured artist on October 26.

Boisali Biswas Exhibits




Boisali and her daughter Esha will be featured in an invited exhibit "Grandfather" –

Kayrod Gallery of Hannan Center

September 10 - October 8, 2021

Reception, September 10, 5-8pm

Kayrod Gallery / Hannan Center



Solo Show

Liggett School, Grosse Pointe

Reception September 10, 6-8pm



92nd Michigan Contemporary Art Exhibition

September 23 - November 10, 2021

Muskegon Museum of Art



**NTGM
MEMBERS
PLEASE JOIN US
FOR ANNE'S
LECTURE AND
WORKSHOP**

**CCC WELCOMES
ANNE FLORA**

**TUES. 10/26 LECTURE
10:00 AM TO 12:00 PM**

Central Woodward Christian Church
3955 W. Big Beaver (16 Mile Road)
at the corner of Adams in Troy

Come meet CCC & NTGM friend, super fiber artist
and hat lover... Anne Flora.

Anne will take us on her personal journey
into the many facets of FiberArt.

And give us a little history on her favorite
love...HATS. Hats of all shapes and materials.

Then a fashion show of hats made in her
workshops by some of our CCC members.
For S & T, bring hats that you have made.

\$5 fee for lecture.

**SAT. 10/30 WORKSHOP
9:30 AM TO 3:00 PM**

At Anne's great studio in Tecumseh, making
stylish fascinators. We will preselect our color
and Anne and Sharon Walligora will make the
base and send us a swatch. Then we get to do
the fun part... playing with and decorating.

Workshop fee \$60. Kit fee \$25.

Both payable at studio; cash or checks only.

Bring your own trims, netting and fancies.

Maximum 10 students.

If you are interested in Anne's workshop, please contact
judyloyd@me.com



MICHIGAN FIBER ARTS And QUILTER'S CONVENTION

Sept. 30 - Oct. 2, 2021
BLUE WATER CONVENTION CENTER
Port Huron, MI.

[Www.michiganfiberartsandquiltersconvention.com](http://www.michiganfiberartsandquiltersconvention.com)



Classes and Quilt & Fiber Show Registration starts
August 1st to September 1st, 2021
Join our Facebook page for more fun and info!



Friday Night Keynote speaker and banquet dinner with Lisa Bonjean!

Lisa is the owner of Primitive
Gatherings Quilt Shop and has a large
world-wide following of fans!
Dinner and lecture start
at 6:00pm

Thursday Night Trunk Show with Jan Berg-Rezmer!

Come see the beautiful,
award-winning art quilts in Jan's trunk
show!

Wine and cheese event
starts at 7:00pm



QUILT & FIBER SHOW WITH GENEROUS CASH PRIZES!
CERTIFIED QUILT JUDGE & APPRAISER
VENDOR MALL FREE DEMOS SCISSOR SHARPENING
DOOR PRIZES
ONSITE HOTEL/FOOD/FREE PARKING

Tickets \$10.00 (cash only) for Quilt Show and Vendor Hall

What is a **Google Group**... and why is it important?

We have all received messages that have been sent to many recipients with long lists of exposed email addresses. But viruses and spam-bots are now designed to go through mail files and address books looking for potential addresses, and sending a single message individually addressed to a large list of people increases the chances that they will all be spammed or sent a virus should any one of them get infected. Every time you reply to the message, there is an increased opportunity for spam generators (human or automatic) to copy the whole list of addresses to their own lists.

Out of respect for the privacy and safety of the recipients, we could post multiple email addresses into the BCC (BLIND carbon copy) header, which hides the list from the view of virtually everyone. But it also hides the responses from everyone except the original sender, eliminating the possibility of any "conversation" among the recipients.

Enter **GOOGLE GROUPS**. A Google Group is a private online discussion group, that has its own unique email address, which lets members safely interact with the rest of the group. Google Groups **masks email addresses on the web** to prevent automated computer programs from harvesting them for spamming purposes. Anyone in the group is able to send a message and to view the responses of all the others.

Show and Tell Submissions

We are adding a twist to Show & Tell for in-person meetings. Members will show and discuss their artwork, but now the audience can also view their work on the large TV screen through a PowerPoint presentation. This will help the viewers see the details we sometimes miss at in-person meetings.

Members may submit one piece for each month. Send 4-6 photos of the front (and back, if appropriate), a detail shot, photos of the construction process, or a photo of working in the studio or holding/wearing the finished project. Photos should be in focus and cropped with a minimum of background. See Photography Tips [here](#).

Email photos in JPEG format in the Actual Size (or the largest size). Number each photo in the order in which you want to talk about them. Include information that can be shown on the slide, such as type of technique, type of fiber used, or pattern number. More than one photo is often placed on each slide to tell your story.

September

Email photos and information to Julie Blair by Tuesday, September 7th.

jablair400@gmail.com

October

Email photos and information to Susan Schwandt by Tuesday, October 5th

swschwandt@comcast.net

Motor City Mitten Mission

The Plarn Farm is a project that creates mats and pillows that are remarkably comfortable and ideal for our harsh Michigan elements, as a barrier between the ground and the body, to help retain body heat while sleeping. Made of recycled plastic bags that are cut into strips, looped together, wound into balls of *plarn* (plastic yarn), and crocheted into mats and pillows.

Most of us have an ample supply of plastic bags. If we create the 'plarn' balls, NTGM member Cheri Skomra will collect the yarn balls and take them to her church group to be crocheted into the mats and pillows. We will be making and collecting Plarn balls at the October meeting. View the video [here](#), and put some of those plastic bags to good use.

NTGM.org

There have been a lot of changes to our website over the past year and the number of people visiting NTGM.org increases every month. There are several features I want to highlight for our new members and for all our returning members.

On the HOME page, in the box "Become a Member", there is a link to the form for joining NTGM or renewing your membership. Simply click the "Join Us" button and a form will pop up that you can print, fill with your information, and mail with your check to the Membership Chair. This will be especially helpful if you aren't able to attend our in-person meeting in September.

The HOME page also has an Event Calendar at the bottom of the page with a brief description of the next seven upcoming events. More details are available on the Calendar page, found under the Events tab, where you will find a link to the Workshop Supply list and a link to allow you to indicate your desire to sign up for each workshop. Members are encouraged to sign up directly by accessing the information in your monthly Newsletter, which is emailed to all members near the first of each month.

The MEMBERS ONLY section includes a roster of all members, including photos of those who have submitted a picture. You will need the current password (found on the back of your membership card) to access these pages. At the top of the Directory page, there is a link to PDF of the Directory, which you can save to your desktop or print a paper copy to replace the directory booklet that we are no longer printing.

If you want to submit your picture or send in a replacement for the one that we already have, email it to NTGM73@gmail.com. Please send it in a JPG or PNG format.

As always, let me know if you have any concerns or questions about NTGM.org or any problems as you browse through the site.

~ Carol Gardner Buszek

ntgm.org

NTGM

2021/22 FIBER CHALLENGES

#1-SUMMER FUN MEMORIES




Submissions DUE by
NOON on **Sunday 12 September**

Send story and pictures to

judyloyd@me.com



SPECIAL INTEREST GROUPS



KNITWITS

The "KNITWITS" gather for a lovely day of knitting on the first Monday of the month. We bring our own lunch and our hostess provides dessert and beverages.

Contact: Kathy Shuller
jshuller1@mindspring.com

ARTFUL QUILTERS

a contemporary art quilting group

WHEN: the third Tuesday of the month
September to June - 1:00 to 3:00pm

WHERE: currently via ZOOM,
unless otherwise informed

CONTACT: Barbara Gittleman
barbaragittleman@gmail.com

BEADERS

Beaders of all skill levels meet on the first Tuesday of the month. You will have the opportunity to work on the design or technique of your choosing, with the assistance of a teacher to guide you through the process.

Bring your beads and your design/pattern/technique ideas, along with standard beadwork equipment (work surface, small sharp scissors, beading needles and thread, task lighting, and magnification).

Contact: Sharon McKenna
sharonmck.ntgm@gmail.com

The Beaders are not meeting at this time.

NEW

SURFACE DESIGN GROUP

As a technique, surface design presents unique challenges to meeting in a small group in a member's home, as other Interest Groups do. But many members have enjoyed Zooming in the last year, offering the possibility of forming a Surface Design Group that could meet monthly via Zoom. Specific topics could be developed and explored in depth over a series of meetings or meetings could be opportunities for sharing experimentation and play via Zoom, all with your own equipment and materials close at hand.

Contact: Susan McCarty
smmccarty@gmail.com

Inspiration exists,
but it has to find you working.

~ Pablo Picasso

NTGM will have a booth at this year's
Original Sewing & Quilt Expo

We need enthusiastic volunteers to be
there to promote our guild.

Fill a 2 hour shifts for one of the 3 days
and you get FREE admission.

Judy Loyd will have a sign-up area, and
more information at the fall meetings.



Your Name



We are ordering name tags! Your name will be displayed prominently above the NTGM logo on a linen-like background, with the choice of a standard brooch pin back or a magnetic strip. You may **place your order at the September meeting** or any time before that using the order form below. At the end of each meeting, you can place your name tag in the box where we will store them so they will be ready for you at the next meeting.

[Name Tag Order Form](#)

Could **YOU** be a **MENTOR**?

During this most interesting and unusual year, we have been extremely fortunate to welcome several new members into our group, largely because of our great Zoom programs and workshops. Back in the days when we met in person (those days are returning), a group of veteran members acted as Mentors to new members at meetings – to talk with them about their particular interest in textiles, the fiberarts techniques that they use most often, explain our meeting format, and show them all of the 'stations' of activity that exist throughout the meeting space. Even though our new members from this past year are undoubtedly familiar with the meeting format via Zoom, which is similar to the in-person format, it is unlikely that there has been any personal conversation and obviously no opportunity to experience the beehive of activities that occur on meeting days.

We are looking for a few members to act as mentors to the new members who have joined us this past year, as well as to any new members who walk through our doors in the future. It's an easy, only-at-the-meeting commitment. If you can help, please contact [Nadine](#).

Sweets & Treats

If you're so inclined, please consider bringing a treat for us to enjoy at the September meeting. Store bought and homemade items are acceptable. Please provide a serving utensil/tong (labeled with your name) so we can avoid touching food when serving.

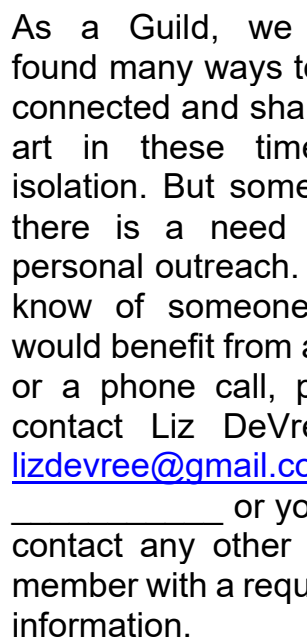
Thank you!
Claudia

IP Kit *



*(I'm Prepared)

- Basic Sewing Supplies - needles, pins, thread, thimble
- Scissors - paper and fabric
- Paper and pencil



As a Guild, we have found many ways to stay connected and share our art in these times of isolation. But sometimes there is a need for a personal outreach. If you know of someone who would benefit from a note or a phone call, please contact Liz DeVree at lizdevree@gmail.com or _____ or you can contact any other board member with a request or information.

LINKS

- [ZOOM Protocol](#)
- [ZOOM Etiquette 2](#)
- [FB Group Page Protocol](#)
- [Library Policies](#)
- [Workshop Policies](#)
- [Photo Tips](#)
- [NTGM Publicity Brochure](#)
- [Guild Journal](#)
- [Membership Form](#)





NTGM 2021/22 FIBER CHALLENGES

Our 2021/2022
Fiber Challenge will have
a new twist. We have
selected the themes for each
month so those who wanted to
create a grander piece would
have plenty of time.

Meanwhile, each month
starting with September,
we hope you will continue to
send in your Fiberart stories
and photos. Any medium,
any size, any complexity.
Even older items that fulfill
the theme that you would
like to share.

There are no time limits, send
when you have finished.

We love seeing your work
up-close and sharing
in their creation.

XOXO Terrie, Sharon & Judy

September
deadline is tight!
No time for creating
anew... then just send us
something, anything,
you made this summer.
We'd love to see
from everyone, 100%
participation!

SEPTEMBER 2021
SUMMER FUN
MEMORIES

THE TANS WILL FADE,
BUT THE MEMORIES
WILL LAST A LIFETIME.

Due by Sunday, 9/12

OCTOBER 2021

**SPOOKS AND
WITCHES AND
WIZARDS, OH MY!**



Due by Sunday, 10/10

NOVEMBER 2021

**SUNRISE,
SUNSET**



Due by Sunday, 11/07

DECEMBER 2021

**REFLECTION ON
THE YEAR PAST**



Due by Sunday, 12/12

JANUARY 2022

**I BELIEVE
IN DENIM**



Due by Sunday, 01/09

FEBRUARY 2022

**RAINBOWS
AND DREAMERS
AND ME**



Due by Sunday, 02/06

MARCH 2022

**FAVORITE
COLOR**



*"Colors are the
smiles of nature."*

-Leigh Anne

Due by Sunday, 03/06

APRIL 2022

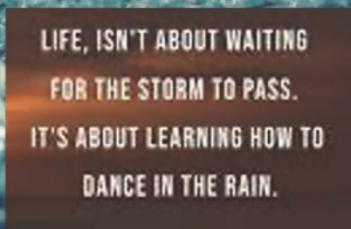
**FAVORITE
DESTINATION**



Due by Sunday, 04/10

MAY 2022

**STORMY
WEATHER**



*LIFE, ISN'T ABOUT WAITING
FOR THE STORM TO PASS.
IT'S ABOUT LEARNING HOW TO
DANCE IN THE RAIN.*

Due by Sunday, 05/08

JUNE 2022

**WHERE THE
WILD THINGS ARE**



Due by Sunday, 06/12



LIBRARY NEWS

Exciting news! Our NTGM library has a new location! The choir room adjacent to the large meeting space gives us plenty of room to browse our wonderful collection of books and videos, prior to the meeting (9:30 to 10:00 am) and now after the meeting (12:00 noon to approximately 1:30pm).

When we met in June after a long hiatus, the excitement of our members was inspiring. Many books and videos were signed out, including some that were recently donated to our organization. We look forward to seeing more members taking advantage of our collection. If you borrowed materials in June, we appreciate their return in September so that other members may enjoy them.

In September, we will pull a variety of books that might interest you and we will feature many of the newly donated books. These featured books, as well as all other shelved books and videos, are available for loan.

Beginning this month, we will also be experimenting with a new borrowing policy. Since we want NTGM members to take full advantage of our extensive collection, there will no longer be a limit to the number of books that you can check out at one time. We trust that every member will be considerate and return borrowed items in a timely manner so that we can make the new policy permanent.

~ Linda, Janice, and Joan



NTGM CALENDAR FOR 2021-2022

MEETINGS NOTED IN BLACK WORKSHOPS NOTED IN BLUE

Pre-registration required for all In-person workshops and Zoom workshops.

ZOOM NOTES IN RED

September 14, 2021 - 10:00 am
Welcome Back! Get to Know NTGM
Onsite Meeting (zoom as much as possible)

September 15, 2021 - 9:30 am
Stitching with a Needle and Thread
Onsite workshop with Jan Frank

September 18 & 25, 2021 - 9:00 am
Exploring Paintstiks Study Group - 1 & 2
All onsite in Multi-purpose room

September 20, 2021 - 9:30 am
Talisman Pouch
Zoom Workshop with Julie Booth

October 2 & 9, 2021 - 9:00 am
Exploring Paintstiks Study Group - 3 & 4

October 4 & 19, 2021 - 9:30 am
Monoprinting without a Press - Part 2
Zoom Workshops with Ana Buzzalino

October 12, 2021 - 10:00 am
Stitching for Inner Peace
Lecture with Wendy Shepherd
Onsite Meeting (zoom meeting and lecture only)

October 12, 2021 - 12:30 pm
Sit & Stitch, Ceramics with Decal Trasfers, Motor City Mission - The Plarn Fram
Onsite projects with NTGM members

October 13, 2021 - 9:30 am
Healing Dolls
Onsite workshop with Margaret McGuiness

November 9, 2021 - 10:00 am
The History of Sashiko
Lecture with Elizabeth Royal
Onsite Meeting (zoom meeting and lecture only)

November 9, 2021 - 12:45 pm **Pojagi**
November 10, 2021 - 9:30 am **Boro/Sashiko**
Onsite workshops with Elizabeth Royal

November 11, 12 & 13, 2021 - Original Sewing & Quilt Expo in Novi; NTGM to have booth

December 14, 2021 - 10:00 am
Whistlestop with Sharon Waligora & Judy Loyd; Members Only
Onsite Meeting (zoom as much as possible)

January 11, 2022 - 10:00 am
Wearable Art
Lecture with Sandra Johnson
ZOOM MEETING ONLY (no onsite meeting)

January 12, 2022 - 10:00 am
Denim Kimono Jacket
Zoom Workshop with Sandra Johnson

February 8, 2022 - 10:00 am
Creating Couture Embellishments
Lecture with Ellen Miller
ZOOM MEETING ONLY (no onsite meeting)

February 8 - 1:00pm - **Feathers**
February 9 - 9:30 am - **Corded Quilting**
February 9 - 1:30 pm - **Chinese Knots**
Zoom Workshops with Ellen Miller

March 8 - 10:00 am
You Bought That Where?
Lecture with Karen Combs
ZOOM MEETING ONLY (no onsite meeting)

March 9 - 9:30 am
Patchwork Illusions
Zoom Workshop with Karen Combs

April 12 - 10:00 am
Seminar Day & Community Service Day
with Debra Gash; Members Only; On-site

May 10 - 10:00 am
Wet Cyan Printing and More
Lecture with Leslie Riley
Onsite Meeting (zoom meeting and lecture only)

May 10-12 - 10:00 am
Wet Cyan Printing Plus!
Onsite workshop with with Lesley Riley

June 14 - 10:00 am **NTGM Luncheon, Fashion Show, and Creativity Show; On-site**



Subject to change.

Check NTGM.org for the latest updates.

September 2021

September 14 10:00a – 2:00p



Get to Know NTGM

After an historic and anxious year of pandemic, quarantine, social distancing, facemasks, vaccinations, and ZOOM - let's take a deep breath and begin again!

We will begin our new NTGM year with a day of visiting and catching up with each other and our NTGM activities, meeting new members, and congratulating our new Board. We will set up tables for our various committees and special interest groups so you can see what they have in store to whet your appetite for something new. Opportunities to volunteer for some new and old activities will be available. The library will be open for business with many classic titles that are waiting to be re-visited. A summer Show & Tell will inspire us all. And there may be some more surprises on the horizon! Maybe a road trip even! What could be better?

So....bring a lunch and something to share and let's kick off the new NTGM year with a creative bang!

September 2021

September 15

9:30a – 3:30p

JAN FRANK

Workshop

“Stitching with Needle and Thread”

Create a sampler of stitch and design ideas to be used as a reference in your future projects. This workshop is technique-oriented, exploring basic stitch families and stitching materials, and discovering different threads and combinations. Think of it as needle play while exploring surface design possibilities. Learn, refine, experiment, and expand your ability to mark on fabric. Learn perfect starting and stopping techniques, padding stitches, over-stitching, and the best stitches for the creating effects in your fiber art.



[Supply List and Registration Form](#)

Seats Available:

September 2021

September 20 9:30a – 3:30p via Zoom

JULIE BOOTH



<http://www.threadborn.com>

Workshop

“Talisman Pouch”

Design a beautiful hand-stitched pouch to hold a special object (beach stone, crystal, or another talisman). Combine layers of fabric cheesecloth, silk sari ribbon, yarns, and tulle with hand stitching to create a rich, tactile art object. Add a shell embellishment and a bead closure for finishing touches. Use your own fabrics and embellishment or Julie has kits available in select colors which will include everything (except thread). These will be \$20 plus shipping. Instructions for ordering will be forwarded upon sign-up for the class.



[Supply List and Registration Form](#)

Seats Available:

October 2021

October 12

WENDY SHEPHERD

“Stitching for Inner Peace”

Ever since the beginning of humanity, people have used stitching to survive. Clothing evolved from simple animal hides that protected us to specialized items that clothe us from feet to the top of the head. Necessity became the mother of invention, and, over time, humans found more effective ways to create clothing, shelter, nets, and daily objects by crafting. Soon that became artistically done, and before you know it – here we are in a world of manufactured items. As modern folks, we find that while we are not spending our time escaping from saber tooth tigers or cave bears, we still are pretty stressed out. And we know that we are less stressed when we are stitching, for practical or artistic purposes. It’s about learning about yourself and your relationship with stress. In this talk, Wendy will be sharing her journey as a lover of stitching to beat back the stresses in her life. You probably have similar stories, and there will be time to share these as well. Let’s relax and have some fun in this lecture, as we deal with the very real power of stitching over stress.



October 2021

October 12

12:30p – 3:30p

Sit & Stitch

Bring anything you would like to work on and enjoy the afternoon with your fellow artists.



Ceramics with Decal Transfers

NTGM member, Kathleen Trupe, has generously donated finished ceramic pieces, including tea pots, tea cups & saucers, sugar & creamer sets, mugs, and night lights for us to use in this project. She will have available a variety of decals for us to choose from to decorate our ceramic pieces. She will then take home the pieces to be fired in her kiln and then return them. The firing will permanently transfer the images from paper to the ceramics pieces.

There will be a fee of \$15, to cover the costs of the decals and firing.
Each member may make up to 5 pieces.
Additional pieces will be available for purchase.



Motor City Mission – The Plarn Farm

We will be creating plarn balls out of plastic bags. **NTGM member Chery Skomra** will collect the balls and take them to her church group to be crocheted into mats and pillows. Bring plastic grocery bags and scissors.



Bring your lunch and stay for the afternoon.

October 2021

October 4

1:00p – 2:00p via Zoom

October 19

10:00a – 2:30p via Zoom

ANA BUZZALINO

<http://www.anabuzzalino.com>

Workshop

“Monoprinting without a Press – Part 2”

“Layers upon Layers”

Ana will be returning for a special Zoom workshop to take us further into the monoprinting technique. In this most painterly of the printmaking techniques that assures that no two prints are ever alike, we will continue to use our Gelli Plates to create complex layered pieces. We will focus on the layering process while exploring some simple techniques to create bases for added layers. Making more complex stamps and stencils has been added as a bonus pre-workshop session, so we can be ready to start printing. This workshop is open to all - no experience necessary and you do not have to have taken Ana's first class. Get ready for lots of printing fun!!



[Supply List and Registration Form](#)

Seats Available: 3

November 2021

November 9 - 10

ELIZABETH ROYAL

“The History of Sashiko”

Elizabeth Royal is a maker, mender, and photographer. Today she will discuss the history of Sashiko stitching in the context of Time and Place, investigating how it got started as a technique and how it came to be the decorative technique we know today. Her workshops will focus on Japanese Sashiko (Little Stabs) and Korean Pojagi (Wrapping Cloth).

<http://elizabethroyal.com>

Workshop

November 9 12:45p – 3:45p

Pojagi (wrapping cloth)

You will make a small Pojagi sampler that can be used as a cover for a tea set (traditional in Korea), food covering, or window hanging.

[Supply List and Registration Form](#)

Seats Available: 5

Workshop

November 10 9:30a – 3:30p

Boro/Sashiko

Elizabeth will take you from Boro to Sashiko in this workshop. You will begin with the wabi-sari of Boro stitching and progress to the patterns of Sashiko stitching. You can use either of these methods for mending or decoration on your quilts and garments. You will make a Sashiko cotton cloth suitable for a pillow, purse etc.

[Supply List and Registration Form](#)

Seats Available: 3

December 2021

December 14

Whistlestop

We are going to be making note cards and envelopes for NTGM's use when corresponding with our members. We are a very creative group and it will be nice to be sending hand-crafted cards.

There are endless possibilities for **making notes cards**. Judy Loyd will bring lots of ideas, supplies and inspiration. Start now collecting your own fabric scraps, trims, old workshop samples, bits of weaving, crochet or knitting. We can use Paintstiks, hand stitching, machine stitching, paints, color pencils, appliques, beads, buttons... what ever! *The more different and individual the better.*

Sharon Waligora will show us how to **make unique fun envelopes**... perfect for wrapping and sending your special cards. Paper of all sorts will be provided for you to select from, along with templates to try. Just bring your paper scissors and a disappearing glue stick.

We will break into two half-day groups. One will start with cards in AM and then do envelopes after lunch. The other group will do just the opposite.

We are hoping each member can make at least three cards w/envelopes for NTGM's usage. Whistlestop is for members only and there is a \$5 fee.



Pack a lunch and have some fun!

January 2022

January 11 via Zoom

SANDRA JOHNSON

“Wearable Art”

Sandra Johnson will be Zooming in from sunny California to celebrate Denim! She has been quilting for 30 years and has developed many diverse styles and techniques that she is delighted to share. Bringing her breezy and enthusiastic style right into our studios, she will ask us to contemplate the questions “what is art?” and “what is fashion?” She will show you that wearable fiber art can be anything from purchased fabrics or other materials to garments you create yourself. Sandra has created and will share a collection of clothing and accessory items that will stimulate your creative “genius” to design your own unique wardrobe. <https://sandrajohnsondesigns.com>



Workshop

January 12

10:00a – 4:00p via Zoom

“Denim Kimono Jacket”

Sandra will present a new workshop, sharing her unique technique of repurposing your old jeans into a fashionable new garment. You will learn the best way to save all those favorite pockets, zippers and grass stains and make them into a kimono-style jacket that you will wear for years. Learn how these techniques can translate into other projects, too.

[Supply List](#)

Seats Available: 20

February 2022

February 8 via Zoom

ELLEN MILLER

“Creating Couture Embellishments”

An accomplished sewist, Ellen loves to sew elegant clothing from the simple to the ornate. She has written several articles for *Threads* and *Notions* magazines and taught classes for American Sewing Guild (ASG) and Association of Sewing and Design Professionals (ASDP). Ellen’s book, *Creating Couture Embellishments* is a 400-page, abundantly illustrated, how-to book with 3 sections: basic tools and techniques, fabric manipulation, embellishments, and trimming. Before writing *Creating Couture Embellishments*, Ellen taught at the School of Fashion Design in Boston for 10 years and worked in professional theatre.

Join us for a lively presentation of some of her work and learn how this amazing book that took 5 years to write came about. As Ellen says, “It’s wicked cool”!

<http://www.creatingembellishment.com>



February 2022

February 8

1:00p – 4:00p via Zoom

ELLEN MILLER

Workshop

“Feathers”

From goose to peacock, feathers add an exotic touch to any garment. Feathers are commonly used to trim millinery, but they can also be used to adorn a glamorous gown, to trim a neckline, or to emphasize a shoulder. Their myriad uses stem from the wide variety of feathers available. All birds have several different kinds of feathers, each with different characteristics and different purposes: some are downy; others, like the tail and flight feathers, are less pliable. Today many feathers are dyed and shaped, creating even more choices for the designer. Whether modified or in their natural state, feathers add movement, elegance, and sophistication to a garment. During this class we will examine different kinds of feathers and learn how to shape them. We will also create an epaulet or hat accessory.

The kit for this class will include multiple feather samples, buckram, written and photographic directions.



Supplies must be purchased as a KIT from instructor.

Seats Available: 20+

February 2022

February 9

Time TBD via Zoom

ELLEN MILLER

Workshop

“Corded Quilting / Marseilles Quilting / Boutis Provençal”

Corded quilting is an old French quilting technique. Two layers of cloth are sewn together in decorative channels and patterns, which are then threaded with yarn to create a textured, quilted cloth. When completed, the wrong side of a corded quilting piece is almost as beautiful as the right side. During this class we will experiment with different kinds of fabrics, channels, and stuffing to create several Boutis samples.

The kit for this class will include several fabric samples, filler samples, large tapestry needles, written and photographic directions.



Supplies must be purchased as a KIT from instructor.

Seats Available: 20+

February 2022

February 9

1:30p – 4:30p via Zoom

ELLEN MILLER

Workshop

“Chinese Knots”

Chinese knots, sometimes called frogs or frog closures, have been used on Chinese clothing for many centuries. Whether made in rat-tail cord or custom-made cording, they add an oriental flavor to any garment. Pairs of knots can be used to make button-and-loop fastenings, where one knot is made as a button and the other is finished as a loop. During this class you will learn to tie several Chinese Knots. We will also experiment with tying Chinese Knots in different kinds of cords: smooth, fuzzy, thick, and thin.

The kit for this class will include a small cork board for pinning the knots, various cords, written and photographic directions.



Supplies available only by KIT from instructor

Seats Available: 20+

March 2022

March 8 via Zoom

KAREN COMBS

“You Bought That Where?”

Karen is an internationally known quilter, teacher, author, and designer who has been nominated 3 times for Quilt Teacher of the Year. She is fascinated with optical illusion and quilts; this is the subject of many of her workshops. In this lecture, she will take you around her little town in the rolling hills of Tennessee, searching for the best quilting supplies found in some unexpected places. It's amazing what you can find at the local “feed” store! As a bonus, Karen will take you into her studio to show you how she uses many of her finds.

<http://www.karencombs.com>

Workshop

March 9 9:30a – 3:30p via Zoom

“Patchwork Illusions”

Visual depth has fascinated artists for centuries. Karen has developed a quick and easy rotary technique that allows you to make quilts with a 3-D look - utterly amazing quilts of illusion. You will use Karen's Pattern, which includes handouts and rotary templates, to make this quilt. This is Karen's favorite class to teach. Join in for a wonderful experience that will start you on the road to creating your own Patchwork Illusions!



[Supply List](#)

Seats Available: 20

April 2022

April 12

Seminar and Community Service Day

Let's combine two of our traditional activities into a productive day for all.

Seminar

Guild member Deb Gash will offer a unique workshop that will challenge and delight you. Stay tuned for more details as Deb creates an intriguing experience, as only she can!!

Community Service

Do you have an organization that is close to your heart?

How can NTGM help provide them with some items that will fill some of their needs?

Let us know what kind of projects you would like to participate in.

Help us organize a successful and fulfilling NTGM Community Service Day

May 2022

May 10 – 12

LESLEY RILEY

“Wet Cyan Printing and More”

Lesley Riley, internationally known fiber artist, instructor, writer, and Artist success coach will be visiting us for a unique lecture/workshop experience following this tumultuous year that is redefining so many aspects of our lives and our work. With that in mind, she will share with us a new lecture about her Artist Work in what is certain to be an enlightening and thought-provoking discussion of the creative life.

<http://lesleyriley.com>



May 2022

May 10 - 12

LESLEY RILEY

Workshop



“Wet Cyan Printing Plus!”

Join Lesley for a 2-1/2-day workshop exploring her unique wet cyan techniques on fabric and paper as well as a dive into her toolbox for ideas to fill your own.

In Lesley's words... *“Serendipity is my middle name. I would rather create 1000 random, happy accidents that one piece with a perfectly planned and achieved outcome. It is very liberating to make something that is, for the most part, out of your control. It releases the angst that can come with art making and kicks your inner critic's butt. Plus, the absolute simplicity of the nearly fail-safe technique and chemistry almost guarantees that you will make a successful print within a short time. Now, of course there are some methods, means and materials that you need to know about to get the results you lust over. That's where I come in. We will start with the basics of cyanotype printing and quickly move on to the many variables that make wet-cyanotype printing so magically delicious. You will learn all my methods, tips, tricks, and best practices regarding:*

Paper, fabric, plants, water, water application, workspace set-up, contact printing, alternative materials, solution mixing and application, additives that change chemistry and color, post-print processing, timing, and temperature, troubleshooting results, turning blah into beautiful, and....what not to do!”

You will leave this workshop with a library of possibilities and an encyclopedia of techniques.



[Supply List and Registration Form](#)

Seats Available: [Wait List](#)

June 2022

June 14

Our First post-COVID

NTGM Luncheon / Fashion Show / Show & Tell

Details to be announced

Contact [Jeanne Sarna](#)

if you would like to lend a hand
to this long-awaited celebration of

creativity

and

fun!

NTGM EXTRA

The Color Blue



STARING YINMN BLUE

The first inorganic blue pigment
discovered in 114 years.
A little late celbrating , it's 13 years old now.