



## FALL 2021 FIBER CHALLENGE

**#2 SPOOKS AND  
WITCHES AND  
WIZARDS, OH MY!**

### **OCTOBER'S CHALLENGE SPOOKS AND WITCHES AND WIZARDS, OH MY!**

Here's this month's  
Show & Tell.


Enjoy a close-up look  
at what our fellow  
members have been  
working on lately,  
plus a few treasures  
from the past.

Please send your  
stories and photos  
each month,  
or as you can, we love  
sharing your creations.

Terrie, Sharon & Judy







**SHOW & TELL  
FALL 2021**

**#2 SPOOKS AND  
WITCHES AND  
WIZARDS, OH MY!**



**FROM: JULIE KRAUSS**

**HAPPY H"OWL" AWEEN!**

This wall hanging is a quilt I made from a kit. The border of wonky squares frame a black sky filled with hooting owls. I made the owl as a raw edge appliqué with his front feathers being three dimensional. I finished the quilt with a festive bias binding to set off the quilt colors.

Quilting was done on my home machine and is free motion swirls stitched over the center square, ditch stitching on the surrounding squares and much detail to the owl face. The kit did not include the phrasing which I added to on my embroidery module to give it more fun and personality.

I hang the piece on the wall of my family room.







**SHOW & TELL  
FALL 2021**

**#2 SPOOKS AND  
WITCHES AND  
WIZARDS, OH MY!**

**FROM: KATHLEEN STAHL**

**SCARY CAT**

I am sending a picture of the grinning cat I made from cotton fabric with layers of gesso, paint and varnish. It was "scary" to the grandchildren so I will submit it for this challenge.





**FROM: BARB GITTLEMAN**

### **WITCH DOLL**

I made this witch years ago. No story. I saw the witch doll in a quilt show and wanted to make it.



**SHOW & TELL  
FALL 2021**

**#2 SPOOKS AND  
WITCHES AND  
WIZARDS, OH MY!**



**FROM: SHERYL HOGAN**  
**LAST YEAR'S HANGING**



**AND ANOTHER**

Was at my daughters tonight and she had this piece out. I made it for her a few years back. It was one of my quick panel projects.



**SHOW & TELL**  
**FALL 2021**

**#2 SPOOKS AND  
WITCHES AND  
WIZARDS, OH MY!**



**ALSO FROM: SHERYL HOGAN**

**TRICK OR TREAT!**

Made these trick or treat bags today (10/09)  
for my grandson and great nephew.



**SHOW & TELL  
FALL 2021**

**#2 SPOOKS AND  
WITCHES AND  
WIZARDS, OH MY!**





**FROM: DENISE DOOLEY**

### **CORNSTALK COUTURE**

Looking on Pinterest for girly scarecrow inspiration, I found the Harvest Goddess idea using a wire dress form.

The skirt is cornstalks wired onto screen mesh I happen to have in the basement. It fluffs up more when it's dry. The top is burlap, tied with raffia purchased at the CCC Clutter Buster sale.

Some of the burlap was bleached for the face and arms. Lots of embellishments were added, but unfortunately the corn has already been eaten by the squirrels.

**SHOW & TELL  
FALL 2021**

**#2 SPOOKS AND  
WITCHES AND  
WIZARDS, OH MY!**





**FROM: JUDY LOYD**

**MY FRIEND  
TED BEDNARK...**

is one of Artists at Soul Studio and LOVES to dressup for Halloween, or anytime.

This is the very grand robe he made with his Aunt, and my friend, Joan Blair, over this past summer. My contribution was 28 yards of heavy Kumihimo braid which all had to be sewn on by hand.



**SHOW & TELL  
FALL 2021**

**#2 SPOOKS AND  
WITCHES AND  
WIZARDS, OH MY!**





**FROM: CLAUDIA  
SCROGGINS**

**HALLOWEEN  
WITH CLAUDIA**

These are Halloween decorations I've made over the years and display every year at home.

The 'Frankie' doll is from a pattern, a gift for my horror movie fan husband.

**SHOW & TELL  
FALL 2021**

**#2 SPOOKS AND  
WITCHES AND  
WIZARDS, OH MY!**





**ALSO FROM: CLAUDIA SCROGGINS**

The green witchy hands (actually gloves), knit from a Lion Brand yarn pattern free online, and the candy corn banner were both used in an October Yarnbomb I participated in a few years ago in downtown Birmingham.

*I'm always on the lookout for fun projects especially when I can use stash materials!!*



**SHOW & TELL  
FALL 2021**

**#2 SPOOKS AND  
WITCHES AND  
WIZARDS, OH MY!**



**FROM:  
JEANNE SARNA**

**LUCAS' WATER  
DRAGONS**

My Grandson  
Lucas loves  
Dragons! I made  
him a Dragon  
costume for his  
8th birthday gift,  
he love it!

His first reaction  
was "it's a Water  
Dragon!!!" So of  
course we all called  
it a Water Dragon.



**SHOW & TELL  
FALL 2021**

**#2 SPOOKS AND  
WITCHES AND  
WIZARDS, OH MY!**



Lucas' favorite colors are blue & green. The two fabrics I selected were an embossed woven iridescent fabric that the color changes from blue to green to gold as it moves and a blue a holographic knit, trust me they were both a real challenge to work on.

Both fabrics would melt if I tried press or to use a fusible so I rolled the seams and used a foam fusible and layered in the spikes, helmet, claws and helmet. To get the spikes to stand up I added several smaller layers of foam inside the larger pieces and extended the foam so it could be sewn into both sides of the open seams which seemed to do the trick.

Boning was used in the spine & tail then it was stuffed with fiber fill to accent the spiked area like Lucas's favorite dragon that I used as a model. The boning helped distribute the weight of the tail section. Because the embossed fabric was on the stiff side I inserted pie shaped wedges of the holographic knit into the cape so it has a lot of sparkly movement. I sewed wrist bands to the cape which help open it fully, and attached the blue knit stretch gloves with claws to the bands.

After these photos were taken I felt I needed to make a chest plate to cover the blue shirt at first I was just going to sew the fabric to the shirt but since kids grow so fast I'm going to make it as a separate piece so he can wear it several years. I also need to make a face mask to match.





## SHOW & TELL FALL 2021

### #2 SPOOKS AND WITCHES AND WIZARDS, OH MY!



#### **MORE FROM: JEANNE & LUCAS**

The photo from Lucas' party shows his cake, he requested a Chocolate Volcano with one Dragon. I found this great Dragon fabric for the cake table cloth and gift table.

I also made Dragon Egg cookies because that's what is in the Dragamonz game the kids like. I also made a small candle cake so Lucas could blow out the candles without blowing on the large cake every one would eat.

Lucas just loved the Water Dragon suit. Many years ago I made two Jaws outfits for my boys, the older one loved it in fact he carried the Fisher Price tape recorder to every house and played the Jaws music. My younger son refused to wear the outfit he didn't like the fiberfill in the head, he said it wasn't comfortable to wear. I was a little worried that Lucas might feel that way about this outfit, and not like it, but he loved it. Lucas is the middle child and I think that it's important that he gets something special too. It was funny because my youngest grandsons already told me he is going to grow bigger than he plans to wear the Dragon Suit when he's in 3rd grade, he's in Kindergarten now.







**SHOW & TELL  
FALL 2021**

**#2 SPOOKS AND  
WITCHES AND  
WIZARDS, OH MY!**



**FROM: JUDY LOYD**

### **PAINTSTIK SPIDERS'**

The finale to our 4-week Paintstik Study Group was to add something to a garment using one of the techniques we had been exploring. I finished mine at home as a bad back prevented me from playing with my Paintstik buddies. I stenciled the web and a few spiders on an old t-shirt.







**FROM: CAROL BUSZEK**

### **JULIA IN BRIGHT PINK**

My granddaughter turned 5 years old last week, so it seemed like a good time to make her a sweater. This was BRIGHT pink Red Heart acrylic yarn that has been in my stash for many years. The pattern was from a Rowan book by Louisa Harding. The fronts, back and sleeves were all knit separately and seamed together. The stitches for the front button bands were picked up and knit onto the fronts and then the collar was knit and sewn in place. I don't usually enjoy the finishing steps, but I took my time and found that doing the mattress stitch went much smoother and left a nice soft side seam.

The leaves and flowers were done in 6 different colors, mostly in a detached chain stitch (which was called a lazy daisy stitch when I learned it more than 60 years ago). Julia loved it and said it was "cozy". Unfortunately, the sleeves were too short and if you compare the picture of her wearing it to the one where the sweater is folded flat, you'll see that I added 12 more rows of the Checker Board pattern to the cuff of each sleeve. After she tried it on once more and approved the sleeves, I cut off the extra yarn and ran in the ends. She folded it herself and took it to her room. *I consider that a success.*



**SHOW & TELL**  
2021  
#9  
**MADE FOR  
A LOVED ONE**





## SHOW & TELL 2021

#9

### MADE FOR A LOVED ONE

NOTE: It's never too late to send in your creative answer to a past Fiber Challenge.

#### ALSO FROM: CAROL BUSZEK

##### WEDDING TIARA

My son, Matt, found the love of his life this year and they were married on August 6th. This is the "tiara" I made for my new daughter-in-law, Katie. She has very curly hair which she always wears in a bun so I wanted her to have something pretty in front of her veil.

I used a narrow silver headband and embellished it with loops of crystal and white 11-0 seed beads strung on a 20 gauge wire and wrapped around the headband.

We chose round Swarovski crystals in various sizes and shades of purple (her favorite color) and white and lavender 8-0 seed beads.

They were strung on 24 gauge wire which was then twisted to make the beads stand out.

The embellished small wire was wrapped around more strands of the 20 gauge and woven through the seed bead loops. It was not something I had ever done before but I was inspired by a photo in a book of Beading for Weddings.





# History of Halloween Costumes

## **HALLOWEEN COSTUMES**

are traditionally based on frightening supernatural or folkloric beings (from Scotland as early as 1585). However, by the 1930s costumes based on characters in mass media such as film, literature, and radio were popular. They have tended to be worn mainly by young people, but since the mid-20th century they have been worn by adults also.

## **HISTORY OF HALLOWEEN COSTUMES**

The practice may have originated as a Celtic festival, held to mark the beginning of winter. From the 16th century, the festival included mumming and guising, which involved people going house-to-house in costume (or in disguise), usually reciting verses or songs in exchange for food. If the household donated food it could expect good fortune; not doing so would bring misfortune.

19th century parties of children, dressed up in fantastic costume, went round to the farm houses and cottages, singing a song, and begging for cakes ("Soal-cakes"), apples, money, or anything that the good wives would give them.

Costumes were mostly made at home. But in the 1930s, firms began mass-producing costumes for sale in stores.

## **Economics of Halloween costumes**

In 2017 it was estimated that Americans would spend **\$9.1 billion on Halloween merchandise** with \$3.4 billion of that being spent on Halloween costumes. And 1/4 of all the candy sold annually in the U.S. is purchased for Halloween.



*Snap-Apple Night, painted in 1833, shows people feasting and playing divination games on Halloween in Ireland.*





# Halloween is for Pets to!



## PET COSTUMES

According to a 2018 report from the National Retail Federation, 30 million Americans will spend an estimated \$480 million on Halloween costumes for their pets in 2018.

The most popular costumes for pets are the pumpkin, followed by the hot dog, and the bumble bee in third place.





# Life is a Masquerade...my Friend

re-

## QUOTES AND OLD SAYINGS:

Makes the Man - Dress for the Job You want- If the shoe fits, wear it- Dress for Success

"Clothes make a statement. Costumes tell a story" Mason Cooley

"Fashion is architecture: it's a matter of proportions" Coco Chanel

"In general, costumes are the first thing in life that let other people know who we are.

They indicate who the person is without saying anything." Molly Parker

## WE ARE SOCIAL ANIMALS AND WANT TO FIT IN! WE ALL WEAR COSTUMES!

### What we wear signifies our identity or activity and even culture:

- Religious Attire, Priests, Rabbis etc.
- Uniforms, Military, Police, Fire Men, Doctors, Nurses, Pilots, Waitresses, etc.
- Suits and business attire, casual business attire, Logo Shirts and Khaki slacks
- Blue Jeans were a cultural revolution that went from miners to hipsters to mainstream
- Prom gowns, Wedding gowns, Tuxedos, White Tie, Black Tie, Tea length gowns vs floor length gowns
- Sports teams and their fans, colors and logos and uniforms- shared team spirit
- Cultural cues, Kilts, Head coverings, National and Traditional clothing (there are people who feel upset to see their national and traditional clothing used by others as costuming due to concerns of cultural appropriation)

### Colors are important defining nonverbal elements as well:

- White wedding gowns came into favor by Queen Victoria
- Betty Davis, in the antebellum film set in 1852 South, wore as an unmarried woman wore a red gown to the big dance, she became an outcast, lost her man
- Mourning clothes here in America traditional black



## APPROACHES TO COSTUMING:

- One off for Halloween, Off the Shelf Reviews
- Thrifting and reworking vintage pieces or newer prom gowns into your look
- Professional Movies, Theater, TV

Sometimes on the mark and often way off, but are great costuming inspirations

- Hobby, Re-enactment fairs and festivals-

Garment construction, historical fabrics and fibers

Cost effective vs just Affect/Appearance

Accessories-help with image, hair, makeup, shoes, purses

Build a wardrobe or interchangeable pieces in colors that flatter!

This is about feeling good and great about how you look as well as having fun

Learning process and takes sewing to a different level.

Professional sewing opportunities for those in need who can't sew, Make new friends

My Pinterest Boards for ideas by genres, eras and examples of costumes:

<https://www.pinterest.com/korgigirl>

*This page and next was compiled by Kathleen Tootell, a CCC member and Costume Expert!*



| GENRE                                       | ERA/AGE        |   | LINKS   | BRIEF INFO  |
|---|----------------|---|---|---|
| <b>SCA/SOCIETY FOR CREATIVE ANACHRONISM</b> | 600-1600       | pre 17th Century                                | <a href="http://www.sca.org/">http://www.sca.org/</a>                       | 100,000 members approximately, non profit since 1968, living history participant oriented events  |
| <b>HISTORIC RENACTMENT</b>                  | 600-1066       | VIKINGS   |   | Usually very strict clothing, fabric guidelines and encampments   |
|   | 1780-90        | REVOLUTIONARY WAR                               |   |   |
|   | 1810-1812      | WAR OF 1812                                     |   |   |
|   | 1860-1865      | CIVIL WAR                                       |   |   |
|   | 1914-1918      | WWI   |   |   |
|   | 1939-1945      | WWII  |   |   |
| <b>RENAISSANCE FAIRES</b>                   | 1300-1600      | RENAISSANCE                                     | GOOGLE FOR LISTS /DATES   | Several faires in every state and country, privately owned. People who dress up to attend are called Playtrons. Most of the faires have a queen or king with a court in elizabethan or tudor full dress as well as other performers in lesser levels of dress |
| PIRATE FESTIVALES                           | 1650-1730      | GOLDEN AGE OF PIRATES                           | PIRATES FAIRES/FESTIVALS  | Many people dress as pirates at renaissance faires but there are events specific to pirates around the world and USA.   |
| GEORGIAN ERA                                | 1714-1830      |   |   |   |
| COLONIAL AMERICA                            | 1492-1750/1770 |   |   |   |
| REVOLUTIONARY WAR                           | 1750-1795+     |   |   |   |
| WAR OF 1812                                 | 1812-1815      |   |   |   |
| REGENCY PERIOD                              | 1800-1820*     |   | JANE AUSTEN SOCIETIES   | Prince George IV Regent in 1811, took throne at death of his father George III in 1820  |
| DICKENS FESTIVALS                           | 1840-1850      | CHRISTMAS CAROL WAS WRITTEN IN 1840             |   | Popular in many cities during the holidays with street players and carolers and playtrons dressing in Dickens inspired clothing.  |
| ANTEBELLUM                                  | 1850-1860      |   |   |   |
| CIVIL WAR                                   | 1860-65        |   |   |   |
| RECONSTRUCTION                              | 1875-          |   |   |   |
| EDWARDIAN                                   | 1900-1920      |   |   |   |
| ROARING TWENTIES                            | 1920-1930      |   |   |   |
| WW1   |                |   |   |   |
| WW 2  | 1940-1947      |   |   |   |
| POST WW2 /BIKERS/BEATNICKS/ DIOR NEW LOOK   | 1947-1950S     |   |   | POST WW2 /BIKERS/BEATNICKS  |
| VINTAGE FASHION 20TH CENTURY                | 1950-2001      |   |   |   |
| MOD/HIPPIE/CARNABY STREET                   | 1960S          |   |   |   |
| VICTORIAN/STEAM PUNK                        | 1870*          | VICTORIAN FANTASY WORLD RUN BY STEAM VERSUS OIL |   | Specialty Conventions immersive environments organized by steam punk aficionados for such and are participant oriented events.  |
| DIESEL PUNK                                 | 1920/1930      |   |   |   |
| MAD MAX/DYSTOPIAN END OF THE WORLD          | ?              | END OF THE WORLD                                | PARTIES AND EVENTS  | Take off of the Mad Max movies and the zombie and dystopian end of the world theme. It's a very tribal vibe.  |
| <b>FANTASY/FANDOM/GENRE</b>                 |                |   |   |   |
| ANIME                                       |                |   | <a href="http://www.youmacon.com">/www.youmacon.com</a>                     |   |
| DR WHO                                      |                |   | <a href="http://chicagotardis.com/">http://chicagotardis.com/</a>           |   |
| HORROR                                      |                |   |   |   |
| STAR TREK                                   |                |   |   |   |
| SCI FI/                                     |                |   |   |   |
| ROCKABILLY                                  |                |   |   |   |
| OUTLANDER                                   |                |   |   |   |
| WESTERN/ SALOON                             |                |   |   |   |
| <b>COMIC BOOK</b>                           |                |   |   |   |
| MARVEL                                      |                |   | Comic books and movies  |   |
| DC  |                |   | Comic books and movies  |   |
| MANGE/SAILOR MOON ETC                       |                |   | Japanese name for comics  |   |
| <b>CONVENTIONS/GROUPS/ ASSOCIATIONS</b>     |                |   |   |   |
| DRAGON CON MOTHER OF ALL EVENTS             |                |   | <a href="http://www.dragoncon.org/">http://www.dragoncon.org/</a>           |   |
| LARP  |                | LIVE ACTION ROLE PLAYING                        |   |   |
| RED HAT SOCIETY                             |                | WOMEN WEARING RED HATS AND FUN OUTINGS          |   |   |
| COSTUME COLLEGE                             |                | ANNUAL CONVENTION/COSTUMING/ LEARNING EVENT     | <a href="http://www.costumecollege.net/">http://www.costumecollege.net/</a> |   |
| COSTUME CON 37                              |                | ANNUAL CONVENTION/COSTUMING/ LEARNING EVENT     | <a href="http://costumecon37.com/">http://costumecon37.com/</a>             |   |
| FACE BOOK & BLOGS                           |                |   |   |   |
| <b>PATTERN RESOURCES</b>                    |                |   |   |   |
| BIG THREE MCALLS-SIMPLICITY VOGUE           |                |   |   | COSTUME SECTIONS AND VINTAGE  |
| LAUGHING MOON                               |                |   |   | <a href="http://www.lafnmoon.com/">http://www.lafnmoon.com/</a>   |
| FOLKWEAR                                    |                |   |   | <a href="https://www.folkwear.com/">https://www.folkwear.com/</a>   |
| MARGOS PATTERNS                             |                |   |   | <a href="https://margospatterns.com/">https://margospatterns.com/</a>   |
| TUDOR SHOPPE                                |                |   |   | <a href="http://www.tudorshoppe.com/">http://www.tudorshoppe.com/</a>   |
| PINTEREST                                   |                |   |   | <a href="https://www.pinterest.com/korgigirl/">https://www.pinterest.com/korgigirl/</a>   |



# NTGM DESIGNS FROM THE PAST - 1982

NOTE: This issue was all about FLOWERS IN NEEDLEWORK.

We are hoping someone might use these.

*The  
Needlework  
and  
Textile  
Guilds  
of Michigan*

meeting at the  
First Presbyterian Church  
1669 W. Maple, Birmingham  
Pay phone: 644-9629  
Church office: 644-2040


FEBRUARY 1982

## MARY McMENAMIN: "FLOWERS IN NEEDLEWORK"



Tuesday, February 9 9:30 am

Flowers have long been a popular motif for needleworkers. Many of the techniques used in the last 250 years will be shown. Mary has taught throughout the United States and is certified by NSCAE to teach canvas work through the NSCAE Correspondence School. Pattern designing is her specialty and her main area of research is 18th and 19th century needlework.

This is a welcome back for Mary who will also be teaching an advanced "Velvet Bag" workshop for our members who were lucky enough to sign up for this class.






Sign Size: 33 x 33  
Aida - 2½" x 2½" NOT TO BE SOLD  
Davos - 1 3/4" x 1 3/4"  
Hardanger - 1½" x 1½"





# NTGM DESIGNS FROM THE PAST - 1982

*NOTE: This issue was all about FLOWERS IN NEEDLEWORK.  
We are hoping someone might use these.*







A very lovely and  
interesting web-site.  
[maiwa@maiwa.com](mailto:maiwa@maiwa.com)  
~Judy Loyd

# Books & Blanks

TEXTILES & CRAFT

NATURAL DYE BOOKS THAT INSPIRE US



THE PERFECT SURFACE  
FOR NATURAL DYES

