

# THE NEEDLEWORK AND TEXTILE GUILD OF MICHIGAN



VOLUME 10, ISSUE 11

JULY 2021

## MISSION STATEMENT

The purpose of the Guild shall be to foster the art of needlework and textile arts, encourage high standards of design and technique, and bring together members who will learn, share, teach, and participate, to the fullest extent, in this endeavor. This shall be considered the Mission of the Guild.

## *FROM THE PRESIDENT*

Our first in-person meeting was a phenomenal experience. More than 50 members came to show their artwork, browse our extensive library, investigate the new items in our flea market, pay dues, register for fall workshops, sign up for excursions and volunteer to work at the Novi Sewing Expo. But most importantly, we came to enjoy spending time together, talking about art and life. It was a wonderful way to cap off an exceptional year for NTGM.

The names of all who participated in Show & Tell throughout the year were placed in our annual drawing for a complimentary one-year NTGM membership. Congratulations to this year's winner, Sherry Cohn.

Within our newsletter/magazine is all the information you need to renew your membership (page 2), order your NTGM nametag (page 12), or register for our fall workshops (information begins on page 14).

Registration for the winter and spring workshops begins at the September 14<sup>th</sup> meeting. Although there are still seats in all workshops (except Lesley Riley's in May 2022), never hesitate to register for any class that is full. We do get cancellations and those on the waitlist often get to take the workshops.

Check out the Links section on our website, <https://www.ntgm.org/> for exceptional information. For example, Jerry's Artarama (All media - 4000 videos) and Joan Bess (Monoprinting) have free video art lessons. Paula Burch (Dyeing) and Laura Murray (Learning Center-Paintstiks) have downloadable instructions.

With guidance from Mitzi Colombo, members joined in groups of three or four to work over the summer on Exquisite Corpse projects. The results will be shown in September. If there is interest, new groups will be formed to continue creating projects to possibly display at a public venue in the Spring of 2022.

We are coming out of a time of isolation. As we reconnect, let's reflect on how the pandemic effected our creativity and productivity, and how we now move forward. If you wish to share your experience, send your thoughts and photos of your work to Judy Loyd, [judyloyd@me.com](mailto:judyloyd@me.com), for our Guild Journal (your submissions will be added anonymously, if you wish).

Have a wonderful and creative July!

*Terrie*





## INSIDE THIS ISSUE

<b>Program Notes</b>	<b>3</b>
<b>Excursions</b>	<b>4</b>
<b>Member Information</b>	<b>10</b>
<b>2021-2022 Programs</b>	<b>14</b>
<b>Special Feature</b>	<b>35</b>



## *Membership News*

Hello and Welcome!

It is now time to renew your membership for 2021-2022. Early renewal ensures that you remain on the email list for upcoming newsletters, makes you eligible to register for workshops, and more.

### **There are a few new and important changes to Membership.**

- Dues has been increased to \$50.
- A new membership form has been created that can be filled out on the website and submitted electronically. You still need to mail a check to the address listed. Or print the form and mail it with your check.
- We have created a new membership card. On the back is the current password for access to the "Members Only" section of the NTGM website.
- You have the option of ordering an NTGM name tag. See page 31 for details and ordering information.
- If you want a new photo taken for the Members Only page, it can be done at the meeting.

Please be sure to reconfirm your address, phone number, and email (especially important since our primary source of communication will be by email).

See you at the June meeting!

~ Nadine Cloutier

[Membership Form](#)

### **NEWSLETTER SUBMISSIONS**

[sharonmck.ntgm@gmail.com](mailto:sharonmck.ntgm@gmail.com)

### **MORE INFORMATION**

[www.ntgm.org](http://www.ntgm.org)

## NOTES from the PROGRAM COMMITTEE

Registration for the fall programs continues. You can find the information, registration forms, and supply lists beginning on page 14. Send your forms and checks to Barbara Skimin to secure your spots – remember that those on the waiting list often move up to become workshop participants, so don't hesitate to sign up.

Registration for the remainder of the workshops will take place in the fall to accommodate any new members we might welcome by then, so please invite your friends to join the fun.

Lesley Riley's class next spring is rescheduled (from May 2020) due to the pandemic and has a full roster of those who signed up previously. As mentioned, the waiting list can still be your lucky ticket, so if you are interested, add your name.

Registration for Julie Booth's Talisman Pouch Zoom workshop (September 20, 2021; 9:30a-3:30p) will be opened to non-members on July 15. We have several spots available - if you have been waiting to sign up, if you have friends who might like to join in via Zoom, or if you want to host a small gathering at your home to stitch together, please refer them to the newsletter for the registration form. The fee for the workshop is \$50. A lovely kit filled with lots of wonderful fibers and beads can be ordered directly from Julie for \$20 plus \$5 shipping - these need to be ordered by September 1 to ensure delivery. Your own materials can be used instead or in addition to the kit (I got one - the fibers are wonderful - and no scrounging through my stash!) Instructions for ordering the kit will be provided upon registration. You can see some examples on Julie's FB page or at [threadborn.com](http://threadborn.com).

I hope you are having a wonderful summer of freedom and creativity. It feels so good to throw off some of the heaviness of this past year and go forward with a new appreciation for all that we have been able to hold on to and enthusiasm for what is to come. Happy stitching!

Kathy (sitting in for Amira as her arm heals!)



## Could YOU be a MENTOR?

During this most interesting and unusual year, we have been extremely fortunate to welcome several new members into our group, largely because of our great Zoom programs and workshops. Back in the days when we met in person (those days are returning), a group of veteran members acted as Mentors to new members at meetings – to talk with them about their particular interest in textiles, the fiberarts techniques that they use most often, explain our meeting format, and show them all of the 'stations' of activity that exist throughout the meeting space. Even though our new members from this past year are undoubtedly familiar with the meeting format via Zoom, which is similar to the in-person format, it is unlikely that there has been any personal conversation and obviously no opportunity to experience the beehive of activities that occur on meeting days.

We are looking for a few members to act as mentors to the new members who have joined us this past year, as well as to any new members who walk through our doors in the future. It's an easy, only-at-the-meeting commitment. If you can help, please contact Nadine at [nadinecloutier@comcast.net](mailto:nadinecloutier@comcast.net).



## EXCURSIONS

### A Road Trip Mini-Group

It was certainly fun to be back on the road again, visiting great art in good company. We were damp but undeterred!

As Juneteenth became a national holiday, our Arts community in Detroit shared its decades-old celebration of this occasion with many wonderful events around the city. One of these is a two-fold exhibit at Collected Detroit and Metropolitan Museum of Design Detroit. The exhibit “BAM: My Art is My Voice” features a wide variety of mediums “paying homage to the struggle of African-Americans and African-American art”.



Fasten your seat belts.  
We're going on a road trip!

## July Excursion

Friday, July 16 – 12 noon  
2439 Fourth Street, Detroit

Our good friends and fellow fiber artists, Najma Ma'at-Wilson and Mandisa Smith present "Sisters in Cloth", a collection that communicates the use of cloth as "comfort, cultural significance and as a record of the past".

While neither Najma nor Mandisa will be able to join us this date, we will certainly find a time to catch up with them later to learn more about this work. Meanwhile, we will be in the capable hands of MMOD Director, Leslie Ann Pilling (a fellow fiber artist), to guide us through the exhibit.

After our gallery visit, Judy Loyd has graciously invited us back to her apartment to visit for a while and get to know some of her beautiful art collection. It's sure to be a treat. I think there could be snacks!

I hope you will be able to join us for this excursion. Drop me an email at [kwozi@me.com](mailto:kwozi@me.com) so I can give both Leslie and Judy a tentative tally. Parking at the gallery is just across the street - pay close attention to the one-way streets!

See you then!!  
~ Kathy





## Carole Harris

Journey's In Place



## NTGM FIELD TRIP

Friday 06/25/2021

Carole Harris  
at Hill Gallery.

Despite a steady rain and occasional torrential downpour, an intrepid group splashed their way to Hill Gallery in Birmingham to view Carole Harris' new collection, "Journeys in Space".

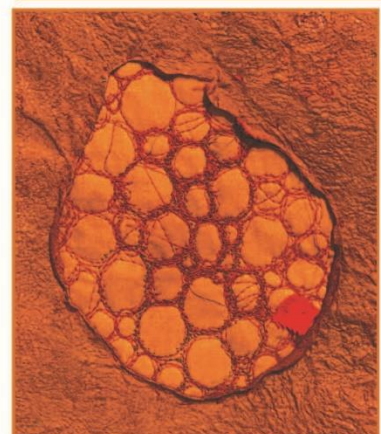
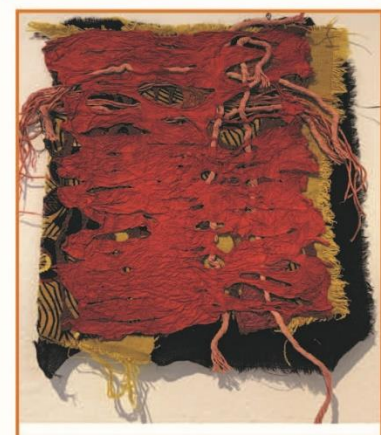

Carole joined us in this lovely space to tell us more about her work during the pandemic utilizing mulberry paper in the **Korean felting-like process Joomchi**.

As she worked the paper into a fabric-like texture, she noticed the holes and textures that were created through the manipulation and worked with them in the layers of her pieces. The addition of stitch and other fibers on top of and within those layers resulted in rich textures and landscapes that command your detailed inspection and beg to be touched.

Visiting with Carole is always a wonderful experience and hearing about her creative journey over this past year was inspiring. The staff at Hill Gallery was most welcoming and enthusiastic - we will be back!

If you haven't seen the exhibit, it has been extended until July 18. It's definitely worth the trip!

You can read more about it at [www.newartexaminer.org/carole-harris.html](http://www.newartexaminer.org/carole-harris.html)



Photos from Kathy Bricker, Nadine Cloutier and Judy Loyd















## ART FOR EARTH'S SAKE

Spring blooms have faded, and my garden is full of weeds! Luckily, I am fond of weeds and someday hope to have wildflowers instead of grass for a lawn.

Meanwhile, my studio is full of blooms! Single-use plastic blooms that is. I am working on a new installation which will go on display by the end of the summer. And I need **your** help!

"*HOTHOUSE*" will be an outdoor installation of flowers formed and stitched from single-use plastic and placed inside of a plastic greenhouse. The greenhouse walls will be constructed from stitched single-use plastic as well. The whimsical flowers will be created from various single-use packaging. At first glance the installation will look like a fun, brightly colored explosion of exotic flora, protected from the elements by the greenhouse. As the viewer walks in for a closer look, they realize the material that the art is created from is the exact material contributing to the pollution of our planet. These plastic flowers will live for decades in the landfill, while the blossom on a real rose will only last a week.

This is where my plea for help comes in - time is short and I only have one pair of hands. To make a real impact this greenhouse needs to have a gazillion flowers. Will you please consider making and sending me a flower? Or cutting some single-use plastic into petals and sending those to me?

The flowers are super easy to make. There are tons of paper flower tutorials online and they are easy to adapt. Here's a short [little video](#) of how I'm making them.

Any kind of plastic that's destined for the landfill will do. As it's very light weight, shipping will just be a stamp. I will thank you from the bottom of my heart and share your contribution on social media and include your name on a list of contributors. Please click here for more [info](#) and thank you for being an **artist!**

Stay healthy and safe!  
~Natalya



## NTGM.org

I thoroughly enjoyed our June meeting - our first in-person meeting in over a year. But understanding that not everyone is able to attend our "live" meetings, NTGM is striving to make our website a better resource for all our members.

The HOME page now has a link for members to download their membership form, fill it out, and email it to the Membership Chair. New members can also join the Guild through this link. Then you simply mail in your check for dues to complete the process.

If anyone would like to update their photo in the Member Directory, you can submit a new picture (in .jpeg format please) via [ntgm73@gmail.com](mailto:ntgm73@gmail.com). And if "selfies" don't always turn out the way you want, plan to have your photo taken at the June meeting. In addition, if you have been wanting to submit items for the From Our Members Gallery but haven't been able to take a proper picture, bring your work to the September meeting for help with displaying it and taking a well-lit and flattering photo.

As always, let me know if you have any concerns or questions about NTGM.org or any problems you see as you browse through the site.

[Ntgm.org](http://Ntgm.org)

~ Carol Gardner Buszek

## NTGM Publicity

A great team effort, led by Publicity Chair Judy Loyd, has resulted in a beautiful new brochure advertising NTGM. The two-sided, four-color, tri-fold brochure includes:

- An introduction to and brief history of NTGM
- A description of fiberart and a list of some needlework and textile techniques
- Meeting information, including time and location
- Meeting and workshop information, including speakers, instructors, and dates for 2021-22
- Benefits of membership
- How to Join NTGM

Brochures will be available at the June meeting. We encourage you to take one for yourself and one to share with a friend. See a preview in the link below.

[NTGM Publicity Brochure](#)

*The only unique contribution that we will ever make in  
this world will be born of our creativity.*

NTGM will have a booth at this year's  
Original Sewing & Quilt Expo

We need enthusiastic volunteers to be  
there to promote our guild.

Fill a 2 hour shifts for one of the 3 days and you  
get FREE admission.

Judy Loyd will have a sign-up area, and  
more information at the fall meetings.



Your Name

NTGM

We are ordering name tags! Your name will be displayed prominently above the NTGM logo on a linen-like background, with the choice of a standard brooch pin back or a magnetic strip. You may **place your order anytime from now to August 27**, which will give us time to have the new name tags ready for distribution at the September meeting. At the end of each meeting, you can place your name tag in the box where we will store them so they will be ready for you at the next meeting.

Click on the link below for the order form.

[Name Tag Order Form](#)

#### May Board Meeting Highlights

- Kathy Bricker and her crew are setting up a June grand finale finish to our big adventure in 2020-21. Amira Soheim is ready to take over the reins of programming for the coming year. Thanks to a great crew for their incredible efforts for last season and the next year!
- Last year's national speakers were eager to complement us on how well our organization is running as we navigate Zoom meetings and beyond. Hard working volunteers made this happen.
- Membership cards are waiting for you at the June or September meeting, and you can sign up for fall classes.
- Bring donations for the June flea market!
- Members who have paid their dues for the next year can take library materials home from the June meeting, to be returned in September. Another good reason to come.
- We will have a booth at the Novi Sewing and Quilt Expo on November 11, 12 and 13, 2021. Volunteer to help at the booth and get free admission.
- Carol Buszek is still looking for photos of your best work for the website. ([ntgm73@gmail.com](mailto:ntgm73@gmail.com)). Time to show off.



## ARTFUL QUILTERS

### a contemporary art quilting group

WHEN: the third Tuesday of the month  
September to June -- 1:00 to 3:00pm  
WHERE: via ZOOM, unless otherwise informed  
CONTACT: Barbara Gittleman  
[barbaragittleman@gmail.com](mailto:barbaragittleman@gmail.com)

## KNITWITS

After a long winter, the "KNITWITS" will begin meeting again on the first Monday of the month.

July 5 Barb Gash

## IP Kit \*



\*(I'm Prepared)

- Basic Sewing Supplies - needles, pins, thread, thimble
- Scissors - paper and fabric
- Paper and pencil

## LINKS .....

- [ZOOM Protocol](#)
- [ZOOM Etiquette 2](#)
- [Facebook Group Page Protocol](#)
- [Library Policies](#)
- [Workshop Policies](#)
- [Photo Tips](#)
- [Guild Journal](#)



As a Guild, we have found many ways to stay connected and share our art in these times of isolation. But sometimes there is a need for a personal outreach. If you know of someone who would benefit from a note or a phone call, please contact Liz DeVree at [lizdevree@gmail.com](mailto:lizdevree@gmail.com) or \_\_\_\_\_ or you can contact any other board member with a request or information.



NTGM's monthly Fiber Challenge is taking a break until September. New challenges will be announced in August.

Meanwhile, if there is a past challenge that you have finally finished, or something you would like to add...please send to:

[judyloyd@me.com](mailto:judyloyd@me.com)

Just send a photo or two and a short story of what, why, and how.

Keep those fingers flying,

~ Judy

# *September 2021*

September 14 10:00a – 2:00p



## Get to Know NTGM

After an historic and anxious year - of pandemic, quarantine, social distancing, facemasks, vaccinations, and ZOOM - let's take a deep breath (maybe by this time mask-free and a bit closer than 6 feet!) and begin again!

We will begin our new NTGM year with a day of visiting and catching up with each other and our NTGM activities, meeting new members, and congratulating our new Board. We will set up tables for our various committees and special interest groups so you can see what they have in store to whet your appetite for something new. Opportunities to volunteer for some new and old activities will be available. The library will be open for business with many classic titles that are waiting to be re-visited. A summer Show & Tell will inspire us all. And there may be some more surprises on the horizon! Maybe a road trip even! What could be better?

So....bring a lunch and something to share and let's kick off the new NTGM year with a creative bang!



# September 2021

September 15

9:30a – 3:30p

## JAN FRANK

### *Workshop*

#### “Stitching with Needle and Thread”

Create a sampler of stitch and design ideas to be used as a reference in your future projects. This workshop is technique-oriented, exploring basic stitch families and stitching materials, and discovering different threads and combinations. Think of it as needle play while exploring surface design possibilities. Learn, refine, experiment, and expand your ability to mark on fabric. Learn perfect starting and stopping techniques, padding stitches, over-stitching, and the best stitches for the creating effects in your fiber art.



[Supply List](#)

Seats Available: 1

# September 2021

September 20 9:30a – 3:30p via Zoom

## JULIE BOOTH



<http://www.threadborn.com>

### Workshop

#### “Talisman Pouch”

Design a beautiful hand-stitched pouch to hold a special object ( beach stone, crystal, or another talisman). Combine layers of fabric cheesecloth, silk sari ribbon, yarns, and tulle with hand stitching to create a rich, tactile art object. Add a shell embellishment and a bead closure for finishing touches. Use your own fabrics and embellishment or Julie has kits available in select colors which will include everything (except thread). These will be \$20 plus shipping. Instructions for ordering will be forwarded upon sign-up for the class.



[Supply List](#)

Seats Available: 11



# October 2021

October 12

## WENDY SHEPHERD

### “Stitching for Inner Peace”

Ever since the beginning of humanity, people have used stitching to survive. Clothing evolved from simple animal hides that protected us to specialized items that clothe us from feet to the top of the head. Necessity became the mother of invention, and, over time, humans found more effective ways to create clothing, shelter, nets, and daily objects by crafting. Soon that became artistically done, and before you know it – here we are in a world of manufactured items. As modern folks, we find that while we are not spending our time escaping from saber tooth tigers or cave bears, we still are pretty stressed out. And we know that we are less stressed when we are stitching, for practical or artistic purposes. It’s about learning about yourself and your relationship with stress. In this talk, Wendy will be sharing her journey as a lover of stitching to beat back the stresses in her life. You probably have similar stories, and there will be time to share these as well. Let’s relax and have some fun in this lecture, as we deal with the very real power of stitching over stress.



# October 2021

October 13

9:30a – 4:00p

## MARGARET McGUINNESS

### Workshop

#### “Healing Dolls”

Margaret McGuinness will be returning to the Guild to guide us out of our COVID year with her “Healing Doll” workshop. Margaret is an art therapist who wrote her master’s thesis on “The Healing Image of the Doll” researching historical, cultural, and spiritual aspects of this human effigy. Based on a workshop by Riu Akinshegun, these wrapped dolls symbolizing life’s journey are meant to be placed under the pillow to travel to the land of the ancestors to seek the answer to the question that was placed inside the doll’s head. When Margaret teaches this workshop, she stresses the healing aspect of the doll and the interaction with it. This is sure to be a unique experience for us all!



[Supply List](#)

Seats Available: 9



# October 2021

October 4

1:00p – 2:00p via Zoom

October 19

10:00a – 2:30p via Zoom

## ANA BUZZALINO

<http://www.anabuzzalino.com>

### Workshop

“Monoprinting without a Press – Part 2”

“Layers upon Layers”

Ana will be returning for a special Zoom workshop to take us further into the monoprinting technique. In this most painterly of the printmaking techniques that assures that no two prints are ever alike, we will continue to use our Gelli Plates to create complex layered pieces. We will focus on the layering process while exploring some simple techniques to create bases for added layers. Making more complex stamps and stencils has been added as a bonus pre-workshop session, so we can be ready to start printing. This workshop is open to all - no experience necessary and you do not have to have taken Ana's first class. Get ready for lots of printing fun!!



[Supply List](#)

Seats Available: 3

# November 2021

November 9 - 10

## ELIZABETH ROYAL

### “The History of Sashiko”

Elizabeth Royal is a maker, mender, and photographer. Today she will discuss the history of Sashiko stitching in the context of Time and Place, investigating how it got started as a technique and how it came to be the decorative technique we know today. Her workshops will focus on Japanese Sashiko (Little Stabs) and Korean Pojagi (Wrapping Cloth).

<http://elizabethroyal.com>

### Workshop

November 9      12:45p – 3:45p

Pojagi (wrapping cloth)

You will make a small Pojagi sampler that can be used as a cover for a tea set (traditional in Korea), food covering, or window hanging.

[Supply List](#)

Seats Available: 5

### Workshop

November 10      9:30a – 3:30p

Boro/Sashiko

Elizabeth will take you from Boro to Sashiko in this workshop. You will begin with the wabi-sari of Boro stitching and progress to the patterns of Sashiko stitching. You can use either of these methods for mending or decoration on your quilts and garments. You will make a Sashiko cotton cloth suitable for a pillow, purse etc.

[Supply List](#)

Seats Available: 3



*December 2021*

December 14

# Whistlestop

TBD

Stay tuned!

Sharon Waligora and Judy Loyd  
have something special in store!

And maybe a surprise or two as well!

Pack a lunch  
and your IP kit and have some fun!

# January 2022

January 11 via Zoom

## SANDRA JOHNSON

### “Wearable Art”

Sandra Johnson will be Zooming in from sunny California to celebrate Denim! She has been quilting for 30 years and has developed many diverse styles and techniques that she is delighted to share. Bringing her breezy and enthusiastic style right into our studios, she will ask us to contemplate the questions “what is art?” and “what is fashion?” She will show you that wearable fiber art can be anything from purchased fabrics or other materials to garments you create yourself. Sandra has created and will share a collection of clothing and accessory items that will stimulate your creative “genius” to design your own unique wardrobe. <https://sandrajohnsondesigns.com>



### Workshop

January 12

10:00a – 4:00p via Zoom

### “Denim Kimono Jacket”

Sandra will present a new workshop, sharing her unique technique of repurposing your old jeans into a fashionable new garment. You will learn the best way to save all those favorite pockets, zippers and grass stains and make them into a kimono-style jacket that you will wear for years. Learn how these techniques can translate into other projects, too.

[Supply List](#)

Seats Available: 20



# February 2022

February 8 via Zoom

## ELLEN MILLER

### “Creating Couture Embellishments”

An accomplished sewist, Ellen loves to sew elegant clothing from the simple to the ornate. She has written several articles for *Threads* and *Notions* magazines and taught classes for American Sewing Guild (ASG) and Association of Sewing and Design Professionals (ASDP). Ellen’s book, *Creating Couture Embellishments* is a 400-page, abundantly illustrated, how-to book with 3 sections: basic tools and techniques, fabric manipulation, embellishments, and trimming. Before writing *Creating Couture Embellishments*, Ellen taught at the School of Fashion Design in Boston for 10 years and worked in professional theatre.

Join us for a lively presentation of some of her work and learn how this amazing book that took 5 years to write came about. As Ellen says, “It’s wicked cool”!

<http://www.creatingembellishment.com>



# February 2022

February 8

1:00p – 4:00p via Zoom

## ELLEN MILLER

### *Workshop*

#### “Feathers”

From goose to peacock, feathers add an exotic touch to any garment. Feathers are commonly used to trim millinery, but they can also be used to adorn a glamorous gown, to trim a neckline, or to emphasize a shoulder. Their myriad uses stem from the wide variety of feathers available. All birds have several different kinds of feathers, each with different characteristics and different purposes: some are downy; others, like the tail and flight feathers, are less pliable. Today many feathers are dyed and shaped, creating even more choices for the designer. Whether modified or in their natural state, feathers add movement, elegance, and sophistication to a garment.

During this class we will examine different kinds of feathers and learn how to shape them. We will also create an epaulet or hat accessory.

The kit for this class will include multiple feather samples, buckram, written and photographic directions.



Supplies must be purchased as a KIT from instructor.

Seats Available: 20+



# February 2022

February 9

Time TBD via Zoom

## ELLEN MILLER

### *Workshop*

“Corded Quilting / Marseilles Quilting / Boutis Provençal”

Corded quilting is an old French quilting technique. Two layers of cloth are sewn together in decorative channels and patterns, which are then threaded with yarn to create a textured, quilted cloth. When completed, the wrong side of a corded quilting piece is almost as beautiful as the right side.

During this class we will experiment with different kinds of fabrics, channels, and stuffing to create several Boutis samples.

The kit for this class will include several fabric samples, filler samples, large tapestry needles, written and photographic directions.



Supplies must be purchased as a KIT from instructor.

Seats Available: 20+

# February 2022

February 9

1:30p – 4:30p via Zoom

## ELLEN MILLER

### *Workshop*

“Chinese Knots”

Chinese knots, sometimes called frogs or frog closures, have been used on Chinese clothing for many centuries. Whether made in rat-tail cord or custom-made cording, they add an oriental flavor to any garment. Pairs of knots can be used to make button-and-loop fastenings, where one knot is made as a button and the other is finished as a loop.

During this class you will learn to tie several Chinese Knots. We will also experiment with tying Chinese Knots in different kinds of cords: smooth, fuzzy, thick, and thin.

The kit for this class will include a small cork board for pinning the knots, various cords, written and photographic directions.



Supplies available only by KIT from instructor

Seats Available: 20+

# March 2022

March 8 via Zoom

## KAREN COMBS

### “You Bought That Where?”

Karen is an internationally known quilter, teacher, author, and designer who has been nominated 3 times for Quilt Teacher of the Year. She is fascinated with optical illusion and quilts; this is the subject of many of her workshops. In this lecture, she will take you around her little town in the rolling hills of Tennessee, searching for the best quilting supplies found in some unexpected places. It's amazing what you can find at the local “feed” store! As a bonus, Karen will take you into her studio to show you how she uses many of her finds.

<http://www.karencombs.com>

### Workshop

March 9 9:30a – 3:30p via Zoom

### “Patchwork Illusions”

Visual depth has fascinated artists for centuries. Karen has developed a quick and easy rotary technique that allows you to make quilts with a 3-D look - utterly amazing quilts of illusion. You will use Karen's Pattern, which includes handouts and rotary templates, to make this quilt. This is Karen's favorite class to teach. Join in for a wonderful experience that will start you on the road to creating your own Patchwork Illusions!



[Supply List](#)

Seats Available: 20



# *April 2022*

April 12

## Seminar and Community Service Day

Let's combine two of our traditional activities into a productive day for all.

### Seminar

Guild member Deb Gash will offer a unique workshop that will challenge and delight you. Stay tuned for more details as Deb creates an intriguing experience, as only she can!!

### Community Service

Do you have an organization that is close to your heart?

How can NTGM help provide them with some items that will fill some of their needs?

Let us know what kind of projects you would like to participate in.

Help us organize a successful and fulfilling NTGM Community Service Day

# May 2022

May 10 – 12

## LESLEY RILEY

### “Wet Cyan Printing and More”

Lesley Riley, internationally known fiber artist, instructor, writer, and Artist success coach will be visiting us for a unique lecture/workshop experience following this tumultuous year that is redefining so many aspects of our lives and our work. With that in mind, she will share with us a new lecture about her Artist Work in what is certain to be an enlightening and thought-provoking discussion of the creative life.

<http://lesleyriley.com>



# May 2022

May 10 - 12

## LESLEY RILEY

### Workshop

“Wet Cyan Printing Plus!”

Join Lesley for a 2-1/2-day workshop exploring her unique wet cyan techniques on fabric and paper as well as a dive into her toolbox for ideas to fill your own.

In Lesley's words... *“Serendipity is my middle name. I would rather create 1000 random, happy accidents than one piece with a perfectly planned and achieved outcome. It is very liberating to make something that is, for the most part, out of your control. It releases the angst that can come with art making and kicks your inner critic's butt. Plus, the absolute simplicity of the nearly fail-safe technique and chemistry almost guarantees that you will make a successful print within a short time. Now, of course there are some methods, means and materials that you need to know about to get the results you lust over. That's where I come in. We will start with the basics of cyanotype printing and quickly move on to the many variables that make wet-cyanotype printing so magically delicious. You will learn all my methods, tips, tricks, and best practices regarding:*

*Paper, fabric, plants, water, water application, workspace set-up, contact printing, alternative materials, solution mixing and application, additives that change chemistry and color, post-print processing, timing, and temperature, troubleshooting results, turning blah into beautiful, and....what not to do!”*

You will leave this workshop with a library of possibilities and an encyclopedia of techniques.





*June 2022*

June 14

Our First post-COVID

NTGM Luncheon / Fashion Show / Show & Tell

Details to be announced

**Chairperson & Volunteers needed**


Contact your Program Committee  
if you would like to lend a hand  
to this long-awaited celebration of

*creativity*

and

*fun!*

# NTGM EXTRA Mother Nature Loves ♡ Green



[NTGM Special Feature – Mother Nature Loves Green](#)