



**2021 FIBER
CHALLENGE
#9-MADE FOR
A LOVED ONE**

**JUNE'S CHALLENGE ~
MADE FOR
A LOVED ONE**

This one is special.
We love our Fiberart and
especially love to share it
with Loved Ones.

Here's this month's Show & Tell.

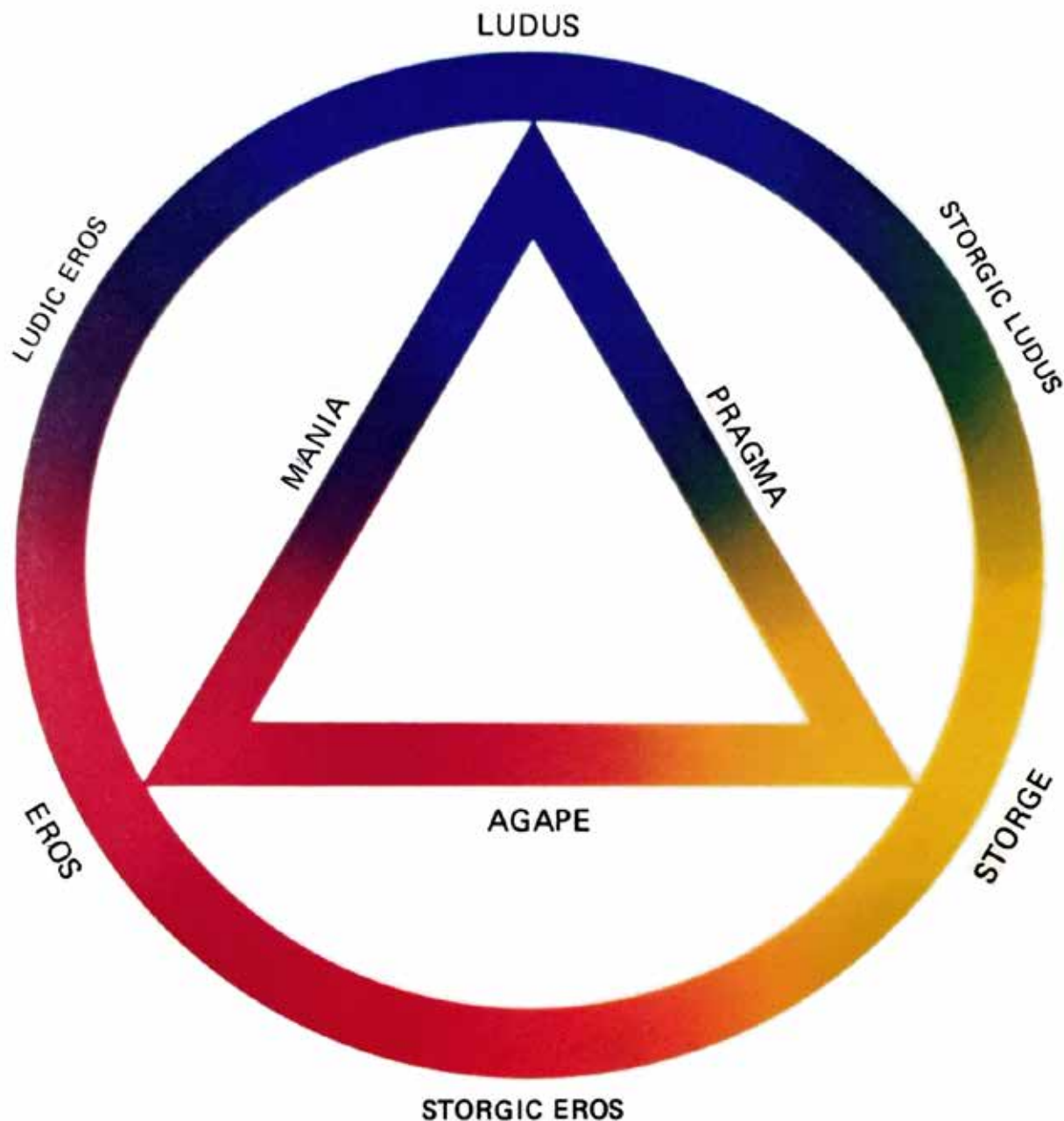
This is the last one for this
season. Stay tuned for
our next set of Challenges.

XOXO Terrie, Sharon & Judy

THE COLOR WHEEL THEORY OF LOVE

An idea created by Canadian psychologist John Alan Lee that describes six styles of love, using several of the Latin and Greek words for love. First introduced in his book *Colours of Love: An Exploration of the Ways of Loving* (1973),

Lee defines three primary, three secondary and nine tertiary love styles, describing them in terms of the traditional color wheel. The three primary types are eros, ludus and storge, and the three secondary types are mania, pragma and agape.



PRIMARY TYPES OF LOVE/SEX

EROS is the Greek term for romantic, passionate or sexual love, from which the term erotic is derived from. Lee describes eros as a passionate physical and emotional love of wanting to satisfy, create sexual contentment, security and aesthetic enjoyment for each other. It is a highly sensual, intense, passionate style of love. Erotic lovers choose their lovers by intuition or “chemistry”. They are more likely to say they fell in love at first sight than those of other love styles.

Erotic lovers view marriage as an extended honeymoon, and sex as the ultimate aesthetic experience. They tend to address their lovers with pet names, such as “sweetie” or “sexy”. An erotic lover can be perceived as a “hopeless romantic”.

LUDUS means “game” or “school” in Latin. Lee uses the term to describe those who see love as a desiring to want to have fun with each other, to do activities indoor and outdoor, tease, indulge, and play harmless pranks on each other. The acquisition of love and attention itself may be part of the game.

Ludic lovers want to have as much fun as possible. This love style carries the likelihood of infidelity.

STORGE is the Greek term for familial love. Lee defines Storge as growing slowly out of friendship and based more on similar interests and a commitment to one another rather than on passion.

There is a love between siblings, spouses, cousins, parents and children. Storge necessitates certain familial loyalties, responsibilities, duties and entitlements. Except for marriage, all other relationships have existed often by blood for as long as the individuals have known each other. Family members hold each other in good esteem to the outside world. Storgic love often develops gradually out of friendship, or out of extended duration of cohabitation. The friendship in some cases can endure beyond the breakup of the relationship.

SECONDARY TYPES OF LOVE

MANIA is derived from the Greek term μανία, meaning “mental disorder”, from which the term “manic” is derived. Lee defines manic love as flowing out of a desire to hold one’s partner in high esteem and wanting to love and be loved in this way, seeing specialness in the interaction. This type of love tends to lead a partner into a type of madness and obsessiveness. On the color wheel, it is represented by the color purple, since it is a mix between ludus and eros.

Manic lovers speak of their partners with possessives and superlatives, and they feel that they “need” their partners. In excess, mania becomes obsession can thus come across as being very possessive and jealous.

AGAPE is derived from ἀγάπη a Greek term for altruistic love. Lee describes agape as the purest form of love, derives this definition of love from being altruistic towards one’s partner and feeling love in the acts of doing so. The person is willing to endure difficulty that arises from the partner’s circumstance. It is based on an unbreakable commitment and an unconditional, selfless love, that is all giving. It is an undying love of compassion and selflessness. Agape love is signified by the color orange.

Agapic lovers view their partners as blessings and wish to take care of them. The agapic lover gets more pleasure from giving than from receiving. The advantage of agapic love is its generosity. A disadvantage is that it can induce feelings of guilt or incompetence in a partner.

PRAGMA comes from the Greek term πρᾶγμα, meaning “businesslike”, from which terms like “pragmatic” are derived. Lee defines pragma as the most practical type of love, not necessarily derived out of true romantic love. Rather, pragma is a convenient type of love.

They tend to select and reject partners based on what they perceive as desirable, compatible traits. Pragmatic lovers want to find value in their partners, and ultimately want to work with their partner to reach a common goal.

FROM: BARB GITTLEMAN

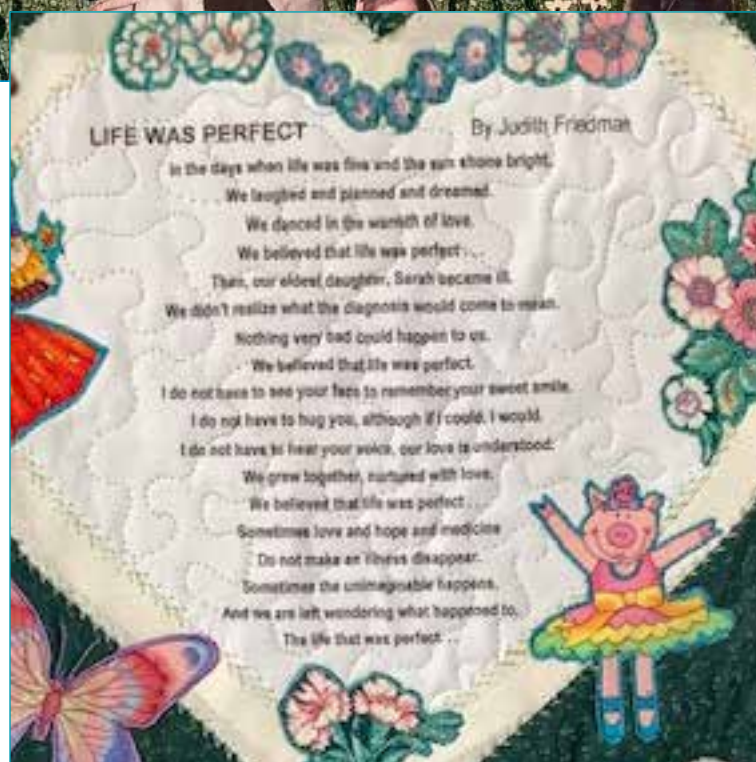
AN UNFINISHED LIFE

The quilt is called An Unfinished Life. It took over 3 years to complete. It is 108 x 108 inches. Each square tells a story about Sarah's life: family, friends, faith/religion, her world travel, MSU education, her passion for dance and Halloween! Books, movies and games she liked, as well as her swim team and life guarding. A square with her sister. And words that describe her essence. It as made to help keep her memory alive and for her nieces to know about Sarah.





**SHOW & TELL
2021
#9
MADE FOR
A LOVED ONE**




FROM: JUDY LOYD

WEDDING PACKAGE

As my gift to my 2nd cousin, Erika and her fiancé, Errol, I offered to design and have printed all the materials they would be needing for their upcoming wedding.



First I painted 3 different anemone compositions for them in the Chinese Brush Painting style. These were then used for the Invitation, RSVP card and "Details" card. All were printed on watercolor paper with a lovely blue deckle edge



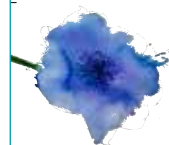
Details

LODGING: Hampton Inn Niles
H46 S 11th St, Niles, Michigan 49120
(269) 484-1416
It is easiest to make reservation by phone

Check-In: Saturday, May 15, 2021
Check-Out: Sunday, May 16, 2021
Use Code: RBW
A room block will be available under
Reynolds/Brinker Wedding until April 12

RECEPTION:
The Morris Estate
1560 Morris Drive, Niles, Michigan 49120

Erika Reynolds' and Earl Brinker's
Wedding Website - theknot.com



RSVP
Kindly reply by April 15th

M

☐ YES, joyfully accept ☐ NO, regretfully decline
____chicken ____beef ____vegetarian

Also, as part of the graphics package, there was a Thank You card and the Wedding Program.



For their shower, at a Horse Farm!, I printed one of the flowers on fabric and made a pillow with free-motion stitching haloing around the flower.

Last minute, I needed a card for the actual wedding, so I made one with my Paintstick Stick skills newly learned from our NTGM workshop with Laura Murray.

For the final touch, I will sign and attached my Chinese signature chop to the art and frame for them.



FROM: MARIE & RICK WARE

SEA TURTLE - TWICE!

Marie made the machine applique' sea turtle twice from a pattern drawn by our artistic niece Diane (18 by 24 inches): the first time as the focus of a queen size quilt for our niece Jessica's wedding two years ago.

The second time as a wall quilt for Caitlin the daughter of our close friend Vicki, who was planning a wedding in 2020 that was postponed until this fall. Rick did the quilting on the longarm machine for both versions.



**SHOW & TELL
2021**

#9

**MADE FOR
A LOVED ONE**



MORE FROM: MARIE & RICK POKEMON

Marie started a machine applique' queen size quilt of 28 Pokemon characters early in 2020 for our nephew Ryan's wedding scheduled to take place in August but was postponed to the end of July this year.

Marie developed the patterns for all the characters except the large central one which was drawn by our niece Diane. Lettering for the couple's names was done on an electronic cutting machine. After each block was done, Rick assembled them and quilted on the longarm machine.

FROM: TERRIE VOIGT

I LOVE NTGM

My contribution for the
'Made For a Loved One'
has a twist.

I have made seven
pins using recycled
upholstery fabric
samples and beads
from the NTGM flea
market table plus
one of my glass buttons
for each center.

I am giving them to
NTGM, an organization
I love, to be placed on the
flea market table for \$25
with all proceeds going
to our programs.



**FROM: ARLENE
LULLLOVE**

**SPECIAL SWEATER FOR
A SPECIAL FRIEND**

Judy, I meant to send that photo for July just to you. Oops!!

It's my friend, Debbie, in the photo. Her special birthday. This is an alpaca & nylon rectangular knit in one piece, with lots of shoulder detail.

Meant to be worn over something as a "layering piece". Perfect for outdoor dining!!



**SHOW & TELL
2021
#9
MADE FOR
A LOVED ONE**



FROM: SHERYL HOGAN

FROM: SHARON WALIGORA

NTGM PRIZE

I didn't make this -
Sharon Waligora made it for me-
I was a winner at last month's
NTGM meeting.

Sharon asked what I liked in
fabrics and this arrived in the mail.



I love it!



**SHOW & TELL
2021**

#9

**MADE FOR
A LOVED ONE**

FROM: SHERYL HOGAN

CAMPING BABY QUILT

I made this baby quilt for a family friend. Katie camps with us every year so I thought the panel was perfect for her since they don't know if baby is a boy or girl.

Either way the baby will be a camper!



**FROM: SOPHIE
MALKOWICZS**

SPECIAL NIECE

This was a Christmas gift
for my niece last year.



The quilt is approximately 55 x 65. At one of the Artful Quilters meetings, Shary Cohn demonstrated the stack and whack technique. That is how I made this quilt. My granddaughter helped me with block placements and choosing a fabric for the borders around the squares, the quilt itself and the small blocks at the corners of the squares.



FROM: BOISALI BISWAS

ABORIGINAL T-SHIRTS

Here are two t shirts I had made as Christmas gifts for two special people in my life. I used to make these many years back, had stopped making them. It was fun to revisit my love for Aboriginal art.



SHOW & TELL
2021
#9
MADE FOR
A LOVED ONE



FROM: CLAUDIA SCROGGINS

CUTEST WHIPPET

Here are a couple photos of an item I knitted for a friend's Whippet. The pup needed a matching hat to complete his Kermit outfit. It was fun developing a pattern especially for the froggy eyes.

**SHOW & TELL
2021**

#9

**MADE FOR
A LOVED ONE**



MORE FROM: CLAUDIA SCROGGINS

ZERO'S SCARF

From the film "Nightmare before Christmas" this knitted version of Jack Skellington's pet Zero, the ghost dog, as a scarf. A gift for my cousin who loves all things related to this film. She chose a pale silvery gray shade to evoke a ghostly hue. Be sure to note the tiny pumpkin nose! Had to knit a prototype scarf for practice, I use it to guard my yarn stash.





FROM: KATHY BRICKER


TIME STOPPED

The piece with the watch faces is a memory quilt and is 24"x 38". The "hours" are rusted and tannin stained fabric - the numbers go backward. It is embellished with mementos. The quilt was made in 2008 and has never been shown prior to this.

MORE FROM: KATHY BRICKER

BABY QUILTS

These are about 4' x 5'. The fabrics and designs were chosen by the Nana and Grammie. There are a couple more out there as well.



SHOW & TELL
2021
#9
MADE FOR
A LOVED ONE





**FROM: MEENA
SCHALDENBRAND**

A TRIBUTE TO JOHN

I made this for my husband for his 40th birthday 26 years ago. I began with an alphanumeric portrait of him that we got at the Auto Show in the 1970s.

I assigned 30 fabrics in values from beige to brown to black for his face.

The squares are half an inch finished! was not sure it would work but was pleased with his pixel-lated portrait. Also pieced the background with decorator fabric. Last year, it was published in a book by Phyllis Cullen and Cindy Richard, It's All About The Face.

It is 51" h by 46" w.



**SHOW & TELL
2021
#9
MADE FOR
A LOVED ONE**



**MORE FROM:
MEENA SCHALDENBRAND**

The double wedding ring quilt was a gift for my nice this month. Both she and her husband are doctors so I just had to do smiley faces with surgical caps and also included many important dates for them.




It was heavily free motion quilted and embellished with beads.

The other was a gift to us from a nurse who worked with my husband in Pathology.

She had fabric yardage made by Spoonflower (it is a cancer slide) and then she made the pillow and toiletry bag from it.

I thought this was an amazingly thoughtful gift.



FROM: BARB GASH

DANIEL'S WALL HANGING


This was the result of an NTGM workshop several years ago and it became a gift to my grandson Daniel (Deb's son).

The small insert was a photo transferred to fabric, and it had originally been taken in Traverse City by Daniel.

**SHOW & TELL
2021**

#9

**MADE FOR
A LOVED ONE**





MORE FROM: BARB GASH

IRISH COAST SCENE IN FABRIC

My niece is engaged to an Irishman and living there now during the pandemic. They became engaged at this lovely spot on the coast and it has special meaning for them.

After I got hold of a photo of it, I decided to try to duplicate it with raw edge applique and free motion stitching and give it to them as a wedding gift.

A labor of love.





FROM: KATHY FORZLEY

LOVE QUILT

This lap quilt was made as a wedding gift for my son & his bride, Colin & Stephanie, for their June 26, 2020 wedding. The inscription was a pre-printed panel I found at Field's Fabrics in Grand Rapids. Making the top was quick & easy as it just required adding the borders. I had it long arm quilted by Darla Parks of Elegant Stitches in Grand Haven, MI and gave it to them at their outdoor wedding shower last year.

FROM: MARY KAYE

SCARVES MADE WITH LOVE

I have to admit I started this project last August, gathered my supplies and mordanted my fabric. But the pain in my knee prevented me from moving forward. When leaves began to fall and the October challenge came out I was motivated and pushed through.

These lovelies are silk, alum mordant, dyes (weld, madder, black walnut) acid dyes lavender, teal, iron and tannin blankets. Steamed or submerged.

Almost all the plant material was dried from all the flowers from my Mom's funeral in December. Mostly Roses, Poinsettia, Hydrangea, Carnation, Gladiolus. Plus a few fresh leaves etc from backyard.

All scarfs will be sent to each female in my Mom's family, for a Thanksgiving treat. Oh yes and her first Great Granddaughter got a Onesie and a couple dresses to grow into.

Thanks to Dawn Edwards for getting me started on this project.

*A real labor
of LOVE*

SHOW & TELL
2021
#9
MADE FOR
A LOVED ONE



(NOTE: we showed these scarves for our #2 challenge, OCTOBER STATE OF MIND, but decided to show again with more space. They are perfect for this last challenge of the season, MADE FOR A LOVED ONE.)

FROM: JUDY LOYD

CHARLEVOIX KOI POND

EASY DIRECTIONS

#1 – Have special friends who have a charming koi pond behind their house on Lake Charlevoix. Get inspired.

#2 – Find the perfect print panel from Laura Murray. That's the 1st panel.

#3 – Make 2nd panel from 4 different batiks sewn together with curved lines.

#4 – Cut each panel in 1.5" vertical strips and sew together alternating the strips.

#5 – Applique on a few more koi (from photos taken of the 1st panel). Then do lots of free-motion stitching and add some beads. Finish with a batik and a Kumihimo braid border.





#6 – Give to your friends,
Kurt & Phoebe Wietzke who have
a beautiful new home in Charlevoix, Michigan.
And built another koi pond there.

FROM: JUDY LOYD

ANGUILLA KOI POND

EASY DIRECTIONS

#1 – Visit Anguilla with special friends who have a wonderful koi pond.

#2 – Paint the graceful koi.

#3 – Combine art & photo of the pond. 4 page composition printed on fabric makes one panel.

#4 – Make a 2nd panel from 4 different batiks sewn together with curved lines.

#5 – Cut each panel in 1'5" vertical strips and then sew together alternating strips.

#6 – Applique on a few more koi. Then add lots of free-motion stitching and some beads. Finish with a batik and Kumihimo braid border.





#7 – Give to your friends, Gary & Connie Sharpe, who have a lovely villa on Anguilla. And share special vacations with you.



SHOW & TELL
2021
#9
MADE FOR
A LOVED ONE



**WINDOWS OF LIFE,
BY JEANNE NORMAN SARNA**

**MICHIGAN LEAGUE
OF HANDWEAVERS "MLH" FIBER ART
2ND PLACE, 2021**

Jeanne Norman Sarna, a fiber based mixed media artists

Techniques Used: The colors in this mixed media piece from a distance looks like green, rust, and gold. Up close we notice the gold is a variegated pastel gold, with many colors. The mono print was made of many layers of colors that show through in little sections made with thickened dyes and Lumiere, fabric paints with gold highlights on a Gelli plate. The cotton fabric was cured then heat set.

The quilt sandwich was hand quilted using metallic threads to outline the cells in the window section. A selection of clear beads was used in different sizes, shapes and finishes to help create the 3-D effect of the piece to draw your eye in.

The Kumihimo "Ku-Me-He-Mo" braids were created. The mountains are a 3-D kumihimo braid called Convex Sasanami which means an Octoplate using about 400 threads. The window frame braid is called the Open Window braid and it is made up of two braids that are woven on the marudai simultaneously with 16 elements and about 400 threads. The Open Windows braid structure has three variations of an Edo Yatsu braid. These three Edo Yatsu braids are all similar with clockwise and counter-clockwise movements, but all slightly different.

I wanted the window openings in the braid to be different sizes like the cells, so I kept changing the number of repeats in all three of the Edo Yatsu braid structures. Both braids use the Variegated Pastel Gold metallic Japanese fibers, and the open window braid's interior braid is a pale teal silk, in 24 tama. The braids were sewn to the piece. Finishing the piece, a felt backing was added to protect the wall, and a sawtooth hanger was added.

**WINDOWS OF LIFE,
BY JEANNE NORMAN SARNA**

**MICHIGAN LEAGUE OF HANDWEAVERS
"MLH" FIBER ART**

2ND PLACE, 2021



NEW NTGM FEATURE

DESIGNS FROM THE PAST - MARCH 1977

NOTE FROM JUDY L: More from our collection of old NTGM newsletters. In the early newsoetters there always was at least one needlecraft stitch or project shown.

NOTE: To any member who actually stitches one of these, please send photos to Judy L.. We would all love to see what you did..

