

THE NEEDLEWORK AND TEXTILE GUILD OF MICHIGAN

NTGM

VOLUME 8, ISSUE 7

MARCH 2019

MISSION STATEMENT

The purpose shall be to foster the art of needlework: with special emphasis on work done with a needle with an eye and related disciplines; with an eye to encourage high standards of design and technique; and to bring together members who shall learn, share, teach and participate to the fullest extent in this endeavor.

FROM THE PRESIDENT

Due to the inclement weather in February, March will be our Community Service Day. Once again, Kathy Bricker will have more information on what we'll be doing in the newsletter. For those who would like to work on the Project Linus blankets, we will have blankets that just need their labels attached. If you would like to work on this project and are more comfortable sewing the labels on with your machine, please bring in your sewing machine and any neutral colored thread and bobbin. Remember that you are sewing onto fleece (though some of it is very thin!). Alternatively, the labels are easily stitched by hand as well. Just bring a needle, scissors, and some neutral colored thread. The labels are printed on white, so white is fine.

In addition, Kathy Bricker found a fun new charitable project to do! It is called the Mourning Project, and the purpose is to raise awareness of the high infant mortality rate in the US. We have committed, as a guild, to making and sending 10 (at least) baby booties – made in white, gray or black (or any combo)- in any medium/technique we desire (sewn, knitted, crocheted, etc.). If you would like to get going on these booties before the meeting, you can find all the info here: <http://maryvanecke.com/themourningproject.com>

If you would like to work on the booties at the meeting, please decide which pattern you would like to use (there are many on the project site) and bring the appropriate tool (hook, needle, etc.). If you need yarn, I will purchase a few skeins in medium weight yarn for general use, or you can simply look for any white, gray or black yarn in your stash. It won't take much yarn, and it is a great way to clean up those odds and end leftovers.

Thank you in advance for committing your time and talent to worthy causes on behalf of NTGM and St. Stephens Episcopal Church.

Continue to stay warm (theoretically Spring is coming!),

Debra



MARCH



From Membership Chair Barbara Gash

Tell friends about the newly pro-rated dues fee for NTGM - only \$25 for the remainder of the year, with lots of great programs and workshops coming up! I will be at the March meeting OR send check and information to:

Barbara Gash

Be sure to let us know of any email, address or phone changes.

INSIDE THIS ISSUE

March Program	4
April Program	5
May Program	7
Library	8
Excursions	9
Membership Info	10
Workshop Supplies	14
Workshop Policies	17
Registration Forms	20



LOCATION

St. Stephen's Episcopal Church
5500 N. Adams Road
Troy, MI 48098

The church is on the east side of Adams Road, south of Square Lake Road and north of Long Lake Road.

There is ample parking.

Our direct entrance is toward the rear of the church, which is a slightly longer walk but there are no steps.

If you enter through the front door, the church office is to the right, and they can direct you to our meeting space.

MEETING TIMES

Flea Market, Library, and Social time begins about **9:30**

Business Meeting starts at **10:00**

Program immediately follows the Business Meeting

Workshop Hours on Tuesday from **12:45 to 3:45**

Workshop Hours on Wednesday from **9:30 to 3:30**

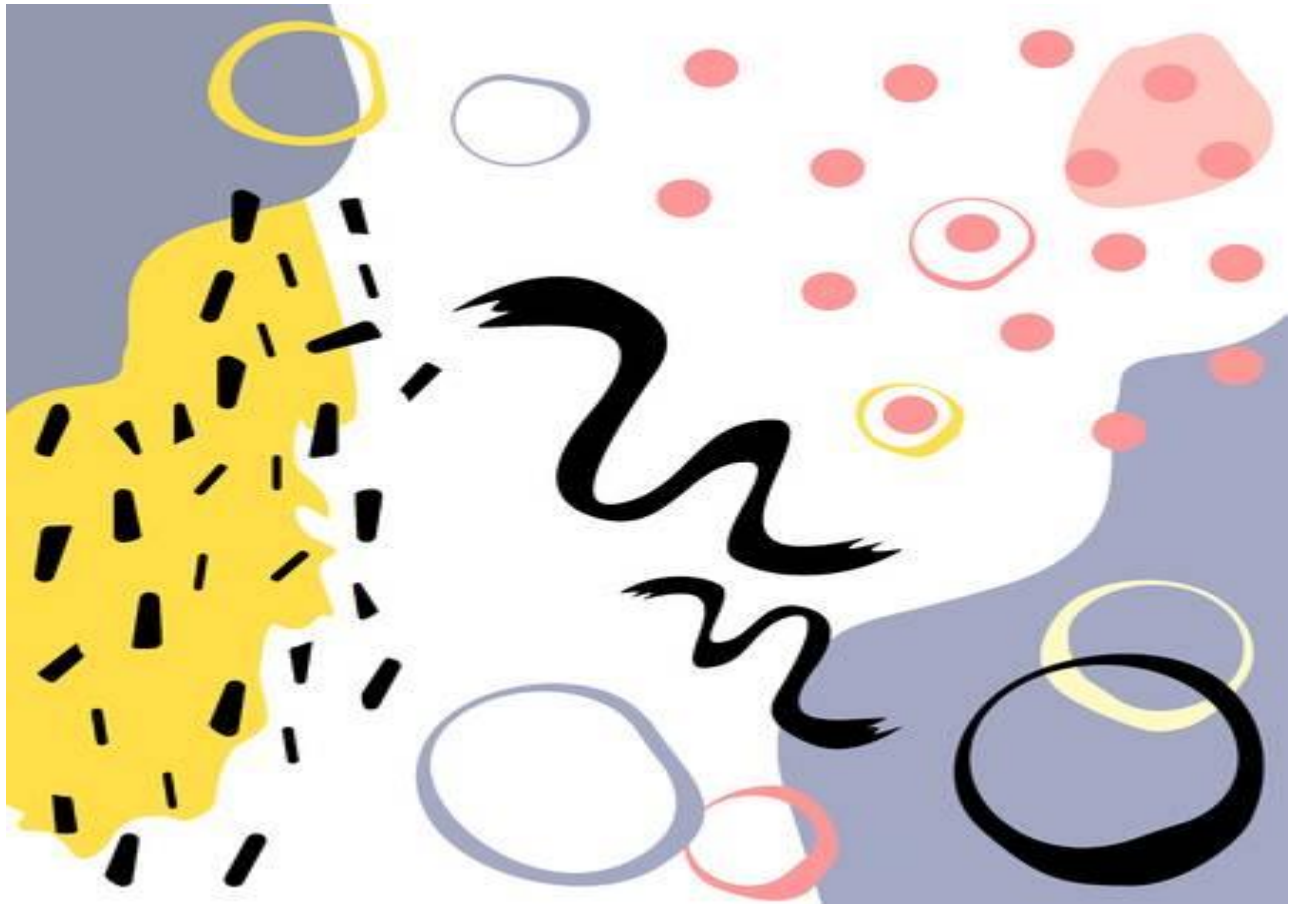
NEWSLETTER SUBMISSIONS mcksews@gmail.com

MORE INFORMATION ntgm.org

Please remember that on cold winter days, the hall where NTGM meets may be chilly (max 65 degrees), so dress accordingly.

NEWS FROM THE PROGRAM COMMITTEE

The Program Committee has been hard at work finalizing some great programs and workshops for 2019-2020. Details will be revealed soon.



The Program Committee is always looking for future program and workshop presenters.

As you come across wonderful fiber artists that you think would be perfect presenters for our Guild, tell one of the members of the Program Committee.

PROGRAM COMMITTEE

Terrie Voigt (co-chair) • Kathy Bricker (co-chair) • Barbara Skimin
Barbara Gittleman • Judy Loyd • Claudia Scroggins • Susan Van Dusen

March 2019

March 12 – 13

Due to our weather cancellation, March will be our Community Service Days.

We will begin our day at 9:30 with a program from **Carlene Van Voorhies**, DIA Interpretive Programs Volunteer. She present “Vogue!, How clothing, jewelry and body art have served as expressions of cultural identity, wealth and personal values throughout history”. Carlene has a standing obligation at noon on Tuesdays. so we have re-arranged our day so she can be with us. Our community service projects will follow.

This year we will making small backpack/totes for the craft group at St. Stephen’s to distribute to their children’s charities. We have been gifted with a large supply of upholstery fabric pieces and we will be sewing them up into bags with straps and velcro closures. Participants should bring sewing machines and sergers with heavy duty needles (#90, denim or upholstery) if you have them. I think we have enough velcro coming. We have the church for two days, so we should be able to do some assembly line sewing and turn out quite a few.

For those who are not sewers, we are looking at participating in a project came to our attention very recently. The Mourning Project is gathering handmade baby booties in white, gray or black to be part of a traveling art installation to draw attention to the problem of infant mortality in the US (TheMourningProject.com). Booties can be knitted, crocheted, sewn or felted. I will have directions and patterns at the March meeting. If you want to get an early start, please go to the website for instructions. We will send in the first batch of finished booties by March 15 and can add to our contribution until Mother’s Day. If you have some mid-weight or lightweight yarn in white, black or gray, please do bring it to the meeting to share. The goal is at least 10 pairs of booties per guild with a total goal of 23,000 by Mother’s Day. The guild’s participation will be posted on the project website.

April 2019

April 9

JACQUELINE LAMS

My Crazy Adventures as a Textile Artist

Jacqueline is a mixed media fiber artist. Her non-traditional cloth and mixed media creations incorporate hand dyed, commercial, and vintage fabrics which are often embellished with drawing, painting, hand and machine stitching, thermo fax screen-printing, metal embossing, or whatever else sparks her imagination. Her presentation will show her early pieces through to her most recent works. She will share her techniques, experiments, challenges, happy accidents and stories behind her projects.

www.studiolams.com

Workshop (1/2 day)

“Building Visual Textures”

Break out of your creative box by playing around with different forms of fiber and a few different techniques. Learn easy ways to use everyday objects as a starting point for drawing on your fabric. See how you can mix various techniques and fibers to achieve layers visual interest in your pieces. Use everyday objects to create shapes and lines. Such as small, metal wall décor, trivets, stencils, small toys, (something with a traceable design, pattern or shape) with waterproof pen, markers. Methods include: drawing, hand-written text, hand stitching, (machine stitching, optional), along with discussion of various other techniques ideas. You will complete a finished piece of textured fabric that is ready-to-mount onto finished canvas.

- Incorporate your favorite poems, songs, or just random words to create a layer of texture with metallic sharpies or other waterproof pens.
- Utilize smaller cuts of fabric (even with frayed edges) to create visual interest
- Hand-dyed cheesecloth fused and stitched for texture and focal points. Examples of various techniques will be exhibited.
- Hand stitching worked into drawn shapes to build up depth.

Supply List: see page 18.

Seats Available: Wait List (9)

Wednesday – Guided tour at an art museum and lunch

April 2019

April 10

CRANBROOK FIELD TRIP

Our behind-the-scenes Cranbrook tour is scheduled for April 10. We will meet there at 11:00am. This is an opportunity to see textiles, both historical and contemporary, in the three vaults of the collection wing. These are pieces that are not normally on display in the museum proper.

Because the upper gallery will be closed for a new installation, we will not be charged the usual admission to the museum, but the lower gallery will be open. Don't forget that the gardens will be accessible, so wear appropriate footwear!

Because we want to be certain of having adequate docents for the tour, we are asking for \$5 to guarantee your spot. The sign-up sheet will be out in March and I will be collecting money at both meetings as well. I need to confirm numbers by April 1.

We are hoping for a good turn-out for this unique opportunity. Mark your calendar so you can join us.

May 2019

May 14 - 15

JENNY SCHU

An Amalgamation of Beadwork and Handweaving

Jenny will discuss and show her recent artwork, including pieces she created in her two artist residencies where she feels she developed her best processes. She will talk about the bead weaving techniques, the St. Petersburg Chain and Russian Leaves which frequent her jewelry, and larger exhibition pieces.

<http://jennyschu.net/>

Workshop

“St. Petersburg Chain Stitch and Russian Leaf”

On Tuesday afternoon:

Jenny will teach the St. Petersburg Chain Stitch. Jenny says that students usually finish a bracelet-length chain in a half-day class with 11° beads. They may choose to use the smaller 15° beads used in her lariat necklaces and bracelets, but the smaller beads do take longer.

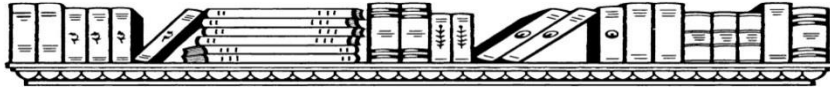
On Wednesday:

Students will learn the Russian Leaf Stitch, which is more complicated than the St. Petersburg chain stitch. **Previous bead weaving experience, including a familiarity with the Peyote Stitch, is helpful.**



Supply List: see page 20.

Seats Available: Wait List (1)



NTGM Library News

March 2019

New Books:

- ✚ **Stitched Textiles: Nature**— by Stephanie Redfern – This book walks you through from design inspiration to creation of a very graphic, modern stitched piece, using fabric layering and surface design techniques.
- ✚ **Collage + Cloth=Quilt** – by Judi Warren Blaydon – based on workshops Judi has taught, she uses collaged photo elements as inspiration for abstract art quilts.

New DVDs:

- ✚ **Intro to Basic Jewelry Tools** – A good guide for those wanting to get started in metalsmithing simple jewelry. Special focus on the tools you need, and their use.

GOALS and POLICIES

1. The goal of the NTGM library is to provide all members with free access to books and other materials on a wide range of fiber art-related topics. As with any public library, we need to be sure books stay in circulation by ensuring that they are returned in a timely fashion. Please be considerate of other members and try to return your materials by the next meeting. You must be a current member to check out any materials.
2. If you check out books and cannot come to the next month's meeting, please find someone to bring them in (check your NTGM directory) or mail them, so that other members may have access as well. Many people did a fabulous job of this last year. We realize that last minute things come up that may prevent you from attending a meeting (illnesses, etc.), but people do wait for a book to come back in.
3. Due to the popularity of the library, we must limit the number of materials checked out by a member to a maximum of 5 per month.
4. If something bad happens to your book (the P.O. loses it, the dog eats it, you spilled ice cream over it at the beach, etc.), please expect to replace it for the Guild. If you have friends who are not members who would like to use this resource, please encourage them to join. YOU are responsible for any items checked out in your name.
5. Finally, we will continue to make reminder calls the Monday before meetings, if it is helpful. Please be sure to write your phone number legibly on the check-out card.
6. As always, if you have a particular item you'd like to see in the library, please let us know. Email me ---I can't remember items mentioned at the meetings!
7. Please DO NOT return items to the church office!!

EXCURSIONS

A Road Trip Mini-Group

Eighteen people traveled to the Avenue of Fashion to visit Detroit Fiber Works! It was a beautiful sunny day and Mandisa was a delightful hostess. We learned a bit about the genesis of this space and the wonderful things they are bringing to the community there and the fiber community in the Detroit area. If you missed it, do try to go down for a visit. You won't be sorry - and maybe bring a book for the Little Free Library that is installed in front of the store. It's another of the projects they are involved with. Elsewhere in the newsletter is an announcement about a felting workshop they are bringing to the shop in April (see page 12).

In March we will return to the DIA for a docent tour of the Labor of Love exhibit. Works from Ruben and Isabel Toledo, including many fiber pieces, are on display along with the pieces that inspired them. We will meet at the John R entrance across from the parking lot at 11am, where we will be greeted by a museum staff member. Admission to the museum is free, but there is a charge for parking. I need 15 in attendance for the docent tour - currently I have 9 signed up.

While we were at Detroit Fiber Works, Delores Slowinski stopped in for a quick hello and preview of our visit to her studio on April 26. She is a delight and is excited for our visit. More details will follow.

PLANNING AHEAD

I need some group input for May. My plan is to arrange a trip to Dabl's African Bead Museum in Detroit. This is a truly unique spot and a bead lover's paradise. You can check it out on YouTube. I will be out of town Mother's Day weekend and the week prior to Memorial Day. Two dates I am looking at are May 9 or 17. What is the collective wisdom? I'll have the ever-present sign-up sheet at the March meetings and will plan according.

One of the perks of our excursions is learning about artists who are new to us. For example at Boisali's we spied some exquisite embroideries done by Dolores Slowinski. Dolores lives in Southwest Detroit and has invited us to visit April 26! Mark your calendars and look for more info next month. She also has a website to whet your appetite! www.doloreslowinski.com

Fasten your seat belts.

We're going on a road trip!

KNITWITS

Join the "KNITWITS" this year for a lovely morning/afternoon of knitting on the first Monday of the month. We gather around 10am, have lunch around noon, and stay until whenever - usually about 2pm. We bring our own lunch and our hostess provides us with a dessert and beverage. The dates and hostesses are listed below. Just let the hostess know that you will be attending, and we'll look forward to seeing you there.

October 1	Mary Willsie
November 5	Kathy Shuller
December 3	Arlene Lullove
January 7	Joyce Smith
February 4	Barb Gash
March 4	Jean Clark
April 1	Susan Van Dusen
May 6	Sophie Malkowicz
June 4	Jan Gammons



a contemporary art quilting group

WHEN: the third Tuesday of the month from September to June
1:00 to 3:00pm

WHERE: Oak Park Recreation Center
14300 Oak Park Boulevard
Oak Park 48237
248-691-7555

CONTACT: Barbara Gittleman
barbaragittleman@gmail.com

NTGM Beading Group

Join us this year for a lovely morning/afternoon of beading, on the first Tuesday of the month. Everyone is welcome, from beginners to experienced beaders. You will have the opportunity to work on the design or technique of your choosing, with the assistance of a teacher to guide you through the process.

Bring your beads and your design/pattern/technique ideas, along with standard beadwork equipment (**work surface, small sharp scissors, beading needles and thread, task lighting, and magnification**).

We gather around 10am, have lunch around noon, and stay until whenever - usually about 2pm. We bring our own lunch and our hostess provides us with a dessert and beverage. The dates and hostesses are listed below. Just let the hostess know that you will be attending, and we'll look forward to seeing you there. Questions? Contact Sharon at mcksews@gmail.com.

March 5	Sophie Malkowicz
April 2	Ellie Herkommer
May 7	Susan Van Dusen

The ANN ARBOR FIBERARTS GUILD presents

FIBER FEAST 2019

FASHION SHOW • LUNCHEON • SALE!

Saturday, April 13



Artists from left to right: Barb Schutzgruber, Judy Petrovich, Jenny Schu, Terrie Voight

Tickets: Call (734) 369-2847

No ticket sales at door.

Assigned seating—Doors open at 11:30am \$35/person

Washtenaw Community College

Morris Lawrence Building

4800 E. Huron River Drive, Ann Arbor, MI 48105



annarborfiberarts.org

For pre-sale tickets, mail a check to Jeanne Sarna, 6585 Parkview Drive, Troy, 48908-2243. If you will not be at the March meeting, include a self-addressed stamped envelope. For more information, call Jeanne at 248-813-8888.

Nuno-Felted Dress: Master Class with Sharit

DATES/TIME: April 22-24
(April 22 & 23: 9am-6pm)
(April 24: 9am-Noon)



FEE: \$525 plus materials (Fee can be paid in full or in installments. Full payment is due by April 1, 2019)

LEVEL: Intermediate – Nuno and Wet Felting Experience is REQUIRED. No Sewing.

LOCATION: Metro Detroit (specific location info will be provided to registrants)

SPACE IS LIMITED

ABOUT SHARIT:

Sharit's one-of-a-kind creations are breathtaking combinations of natural fabrics, raw materials and organic fibers. She loves to share her knowledge of garment felting — an ancient method of garment creation — using her own found and tested techniques. Sharit has taught around the world, including in Australia, Africa, Europe, New Zealand, South America and many locations throughout the United States.

ABOUT THE WORKSHOP:

Sharit's master classes are all about fabulous fashionable wearables. Students will be working with Sharit's very simple, but effective pattern with the focus on designing and making a nuno-felted, silk and merino wool flared A-line dress. Students will be encouraged to design creatively, considering carefully the effects of their color and design choices on the finished garment, as well as concentrating on surface design using different techniques and materials.

This Master Class is a great opportunity to learn how to create fashionable and wearable dresses. You will be making pieces of art and unique garments that come into full expression when worn. Students will be encouraged to freely use their imaginations. These will be days full of surprises. And you will take home a dress that you made, valued at \$1,200!

REGISTER ONLINE AT

<http://www.detroitfiberworks.com/Workshops/nuno-felted-dress-master-class-with-sharit>

Call Mandisa at 313-610-5111 for more info.



Join us at the beautiful [Kettunen Center](#) for the third annual SPIRIT SPIN RETREAT featuring natural fiber workshops, mindfulness sessions, creativity workshops, and outdoor experiences to deepen your connection to the fiber arts.



What to Expect

Hotel Accommodations; Guided Nature Walks; On-Site Massage Therapist and Energy Healer; Free Goodie-Bag; Michigan-Made Cider/Wine/Beer/Cheese Reception; Gentle Yoga; Breathwork; Bonfires; Michigan Fiber Producers and Other Vendors; Fiber, Mindfulness, and Creativity Sessions; Delicious Meals and Snacks Prepared for You!

April

Jacqueline Lams

“Building Visual Textures”

Kit Fee: TBD




Kit includes:

- Pentel Gel Roller pen for fabric, in black.
- MistyFuse sample.
- Hand-dyed cheesecloth.
- Handouts.

Student Supply List

- Cotton fabric, hand-dyed or commercially printed.
- Fabric scissors, large and small.
- Rotary cutter and cutting mat.
- Found objects (ex: pill bottles, trivets, and small toys) and stencils with a traceable design, pattern, or shape.
- Waterproof pens and markers with various size tips (small pen tips are great for details), in colors to complement your fabric. **Make sure all pens say waterproof on the label** (ex: Faber-Castell/Copic/Sharpie). Check out the metallic Sharpies.
- Felt backing for the fabric (white, black, brown, that will blend with your fabric).
- Iron and Teflon iron-safe sheet.
- White pen (Sakura Jelly Roll Pen or Uni-ball Signo Broad Gel Pen) for darker fabrics.
- Scraps of cotton, dyed fabrics, ribbons, dyed cheesecloth, felted fiber, laces, beading.
- Embroidery threads and Perle cotton of various sizes.
- Embroidery needles.
- Optional: Sewing machine, various threads.
- Optional: Words or phrases from a poem or song to put into your piece.

Updated supply lists will be sent to participants prior to the workshop.



Jenny Schu

“St. Petersburg Chain and Russian Leaf”

Kit Fee: None

Student Supply List

- Seed beads – 11° or 15° in coordinating colors.
- Thread.
- Beading wax.
- Beading needles.
- Small scissors.
- Task lighting.

Updated supply lists will be sent to participants prior to the workshop.



NTGM Workshop Policies

1. **Signing up** – signup sheets are to ensure that there is enough interest for a workshop to run. Putting your name on the list is NOT registering for the workshop; it only indicates that you are interested in taking it.
2. We have not had to cancel a workshop due to lack of interest for several years. Our workshops have been very popular, and often fill up quickly due to interest and class size limitations on the instructor's part. Therefore, if you think you would like to take a workshop, we urge you to register early. A minimum of 12 is required for a workshop to run, unless special circumstances exist.
3. Non-members will be eligible to sign up for NTGM workshops at the end of the morning program one month before the workshop, provided there is space. Non-members will pay an additional \$5 per half day of workshop instruction.
4. **Registering** - To register for a workshop, you must either a) fill out a coupon in an NTGM newsletter, and send the coupon with a check to the Program Chair, or b) put your name on a signup sheet at a meeting **AND** give a check or cash to the Program Chair.
5. Once you register for, and pay for a workshop, you are taking a seat in that workshop. You will be sent any class instructions and supply lists. In addition, the instructor may prepare a kit for you (if there is a kit). Your payment signifies your commitment to attend the workshop.
6. **Cancelling** – Your payment is a commitment to attend, a commitment by the instructor to have materials available for you, and it means that someone else may not be able to take the workshop; therefore cancellation (especially at the last minute) is discouraged.
7. NTGM policy has been that any last minute cancellations must be taken to the Board for review if a refund is requested. Only true emergencies like hospitalization, deaths in the family, etc. should come to the board for approval of a refund. Vacations, appointments, etc. are not considered emergencies. For emergencies or other unusual circumstances, refunds will be given as long as the minimum number of attendees has been met (determined by the treasurer based on the current rate of pay for instructors). This ensures that NTGM can afford to pay the instructor.

8. You may cancel your workshop registration for a full refund **from NTGM** without Board approval if:
 - a. You notify the Program Chair **at least one month** before the workshop, and preferably before or at the meeting the month before your workshop. For example, you need to notify the Program Chair at or before the October meeting to cancel the November workshop. That gives us the opportunity to announce an opening at the meeting. **AND**
 - b. There will still be at least enough attendees to meet the financial minimum requirement signed up for, or on a waiting list for, the workshop you wish to cancel. In order for NTGM to cover the expenses of the workshop (including teacher fees, incidentals such as food for the teacher, mileage or other travel reimbursement, and the room rental fee), we must have at enough participants in each workshop to meet our financial responsibilities. If your cancellation would result in the Guild's inability to cover its expenses, you will not receive a refund. This includes the kit fee.
 - c. Note that if the instructor wants the kit fee paid for no-shows, people who cancel will still be responsible for the kit fee- even if they are not attending. As a Guild, we should strive to maintain a good reputation with instructors, and refunding workshop fees without collecting kit fees damages our integrity. You always have the option of selling your unused kit to another member.
9. If you need to cancel less than one month ahead for a non-emergency, it is up to you to find a replacement, and get the workshop and kit fee from that person. This transaction is between the two of you, and not NTGM, but we ask that you notify the Program Chair so that she may give you a list of people on the waiting list. You are responsible for calling and finding a replacement. Once you do find a replacement, please let the Program Chair know, so she can correct the participant list. This is very important, as instructors sometimes need to contact participants before the workshop.
10. If an instructor cancels due to emergency less than 1 month in advance, NTGM will do its utmost to find a suitable replacement. Attendees will be notified of the change and given the option of asking for a refund, within 2 days, or staying with the substitute instructor. It is the attendee's responsibility to respond to the notification. Should participation drop below the financial minimum required, the workshop will be cancelled.

Revised 08-31-2016

NTGM Role of the Workshop Assistant

The NTGM board has determined that the assistant for a workshop has two main duties. The first and most important is to oversee the care and condition of the church facility. The second is to assist the instructor to help the workshop experience go smoothly for the students. Assistants do not participate in the workshop projects. The lunch team provides lunches for the assistant and instructor. Assistants may wish to take notes for their own information.

A program committee member opens the church doors by 8:30 am, unless the presenter needs to set up earlier and has the key to the storage room. The storage room and church doors are locked at the end of each workshop day. The media team handles the television and microphone.

The presenter or a NTGM member provides a computer needed for a PowerPoint presentation.

- Assist the presenter: Be sure to ask and be available. Unload and help set up the materials and artwork, make sure he/she has a place to sit for the business meeting and lunch, assist with sales, help pack up and load materials.
- Kitchen: We use the microwave and refrigerator for lunches and the coffee maker and counters for our coffee service, but we limit the number of NTGM people in the kitchen at any one time to make room for church staff. We keep our coffee supplies, any counters we use and the microwave tidy.
- Workshop: A roster of the class, evaluation sheets and a collection envelope will be provided. Check in students, collect the class kit fee (checks made out to the instructor) and note if anyone does not want their photo on the NTGM webpage or in social and news media. Once all money is collected and recorded, give the checks and money to the instructor. When appropriate, distribute handouts and workshop supplies, get the instructor coffee, tea or snacks, clean up after a demonstration, mix dyes, cut fabrics, sort tools, mop up spills and unplug the utility sink and set up drying, ironing, cutting or dyeing stations. Make sure tables and floors are protected from stains and burns when dyeing or ironing and extension cords are evenly plugged around the room to prevent blowing a fuse. In the storage room there are drop cloths and a few plastic tablecloths in a large plaid bag, extension cords in a small clear plastic box and two irons. The program committee member who opened the church in the morning has the key to the storage room.
- End of First Day: Ask everyone in the class to straighten up their area, leave a walk space from the hallway to the choir room for the Tuesday evening church meeting and help pack up the instructor's valuables. Check to see if all is in order and turn off lights in the main room, kitchen (turn off the coffee pot), hallway, utility sink, storage closet (lock the door) and bathrooms. Lock church doors unless the church staff is setting up for another event.
- End of workshop: Hand out evaluation forms at the end of the workshop for student to fill out and place in collection folder. Make sure NTGM cords, irons, table covers, kitchen supplies, etc. are returned to the storage area, stacked and covered neatly along the wall and the door locked. Participants clean up their tables and floor area. Make arrangements for the trash in the fellowship hall to be collected and put in the dumpster behind the building before leaving. Check to see if all is in order and turn off lights in the main room, kitchen (turn off the coffee pot), hallway, utility sink, storage closet (lock the door) and bathrooms. Lock church doors unless the church staff is setting up for another event.
- Photographs: Take photographs of the program and the workshop: members, progress on their projects and of the instructor (if you have permission) presenting, demonstrating and working with the students. Send your edited photos via Drop Box or email to Terrie Voigt, program chair and Eric Page, NTGM webpage editor, eric20628@yahoo.com

WORKSHOP REGISTRATION

Jacqueline Lams Workshop Fee \$20

"Building Visual Textures" Kit Fee TBD

April 9

Today's Date _____

Name _____

Address _____

City/State/Zip _____

Home Phone _____

Cell Phone _____

Email _____

IMPORTANT

- Send one form and one check for each workshop.
- To pay by CHECK:
Mail check(s), post-dated to the workshop date and made payable to NTGM, and registration form(s) to the address below.
- To pay with CASH:
Place registration form and cash in available 'cash payment envelope' and give directly to one of the Program Chairs.

Do not add kit fee to your check. This fee is paid directly to the workshop presenter on the first day of the workshop.

MAIL FORM and CHECK to:

Barbara Skimin
4073 Summerfield Drive
Troy, MI 48085

Checks should be made payable to NTGM with the workshop selection in the memo line.

QUESTIONS?

Contact:

Terrie tvoigt03@gmail.com

Barbara barbara.skimin@gmail.com

WORKSHOP REGISTRATION

Jenny Schu Workshop Fee \$60

"St. Petersburg Chain and Russian Leaf" Kit Fee None

May 14 - 15

Today's Date _____

Name _____

Address _____

City/State/Zip _____

Home Phone _____

Cell Phone _____

Email _____

IMPORTANT

- Send one form and one check for each workshop.
- To pay by CHECK:
Mail check(s), post-dated to the workshop date and made payable to NTGM, and registration form(s) to the address below.
- To pay with CASH:
Place registration form and cash in available 'cash payment envelope' and give directly to one of the Program Chairs.

Do not add kit fee to your check. This fee is paid directly to the workshop presenter on the first day of the workshop.

MAIL FORM and CHECK to:

Barbara Skimin
4073 Summerfield Drive
Troy, MI 48085

Checks should be made payable to NTGM with the workshop selection in the memo line.

QUESTIONS?

Contact:

Terrie tvoigt03@gmail.com

Barbara barbara.skimin@gmail.com